

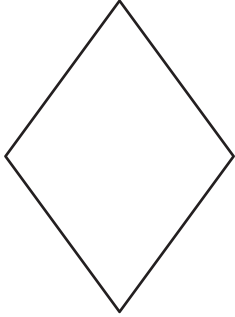
Name : \_\_\_\_\_

## Perimeter of a Rhombus

Sheet 4

Find the side length each rhombus.

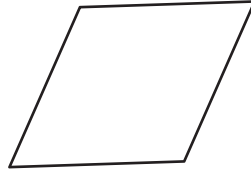
1)



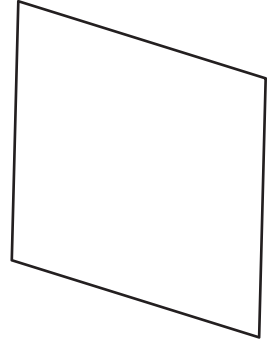
Perimeter = 52 in

side length = \_\_\_\_\_

2)



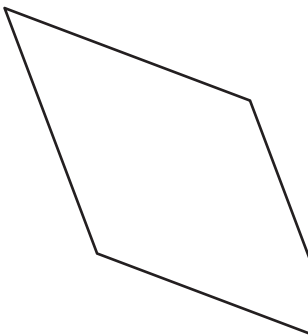
3)



Perimeter = 200 ft

side length = \_\_\_\_\_

4)



Perimeter = 176 yd

side length = \_\_\_\_\_

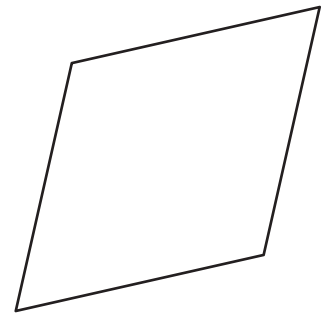
**PREVIEW**

Gain complete access to the largest collection of worksheets in all subjects!

Members, please log in to download this worksheet.

Not a member? Please sign up to gain complete access.

[www.mathworksheets4kids.com](http://www.mathworksheets4kids.com)



Perimeter = 68 in

side length = \_\_\_\_\_

7) Find the side length of t

\_\_\_\_\_

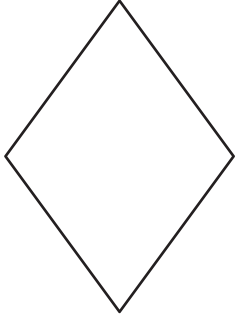
8) If the perimeter of a rhombus is 20 inches, determine the side length of the rhombus.

\_\_\_\_\_

**Perimeter of a Rhombus**

Find the side length each rhombus.

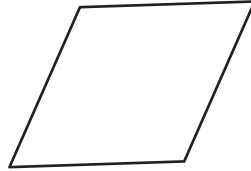
1)



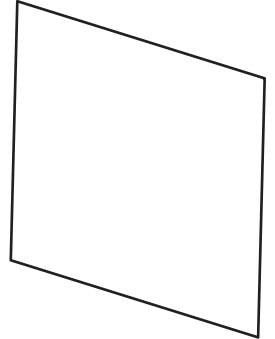
Perimeter = 52 in

side length = 13 in

2)



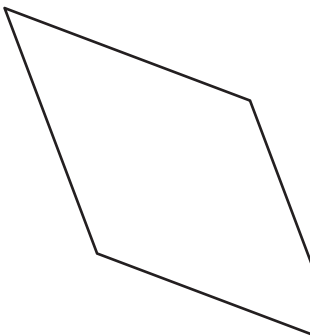
3)



Perimeter = 200 ft

side length = 50 ft

4)



Perimeter = 176 yd

side length = 44 yd

7) Find the side length of t

36 feet

8) If the perimeter of a rhombus is 20 inches, determine the side length of the rhombus.

5 inches**PREVIEW**

Gain complete access to the largest collection of worksheets in all subjects!

Members, please log in to download this worksheet.

Not a member? Please sign up to gain complete access.

[www.mathworksheets4kids.com](http://www.mathworksheets4kids.com)