





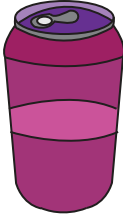



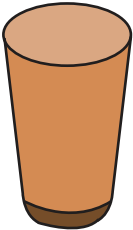
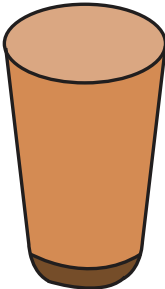
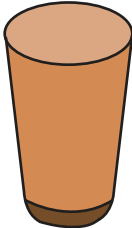


Name : _____

SAME VS DIFFERENT

Sheet 3

Look at the object in section A. Circle the object in section B with the same size.

	A	B
1)		 
2)		
3)		
4)		 
5)		 

PREVIEW

Gain complete access to the largest collection of worksheets in all subjects!

Members, please log in to download this worksheet.

Not a member? Please sign up to gain complete access.

www.mathworksheets4kids.com