

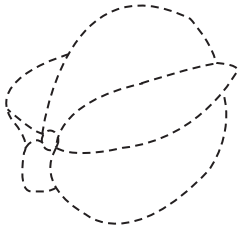
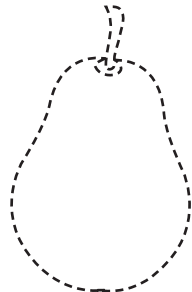


Name : _____

Same vs Different

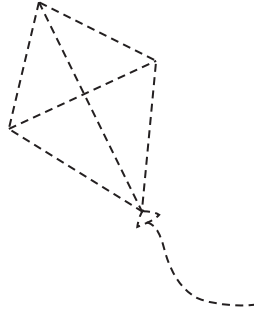
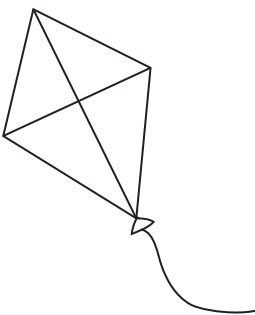
Sheet 2

Trace and color the picture from the right that is same as the picture from the left.



1)




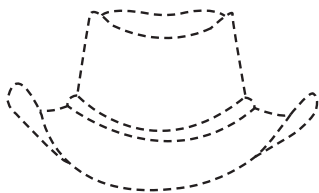


2)



3)



4)



PREVIEW

Gain complete access to the largest collection of worksheets in all subjects!

Members, please log in to download this worksheet.

Not a member? Please sign up to gain complete access.

www.mathworksheets4kids.com

Name : _____

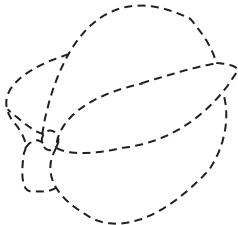
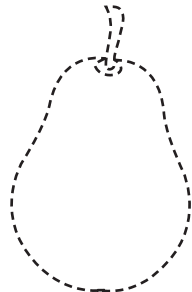


Answer key

Same vs Different

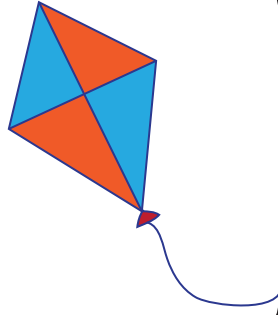
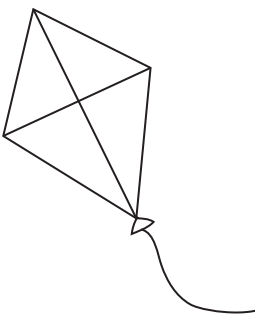
Sheet 2

Trace and color the picture from the right that is same as the picture from the left.



1)







2)



3)



4)



PREVIEW

Gain complete access to the largest collection of worksheets in all subjects!

Members, please log in to download this worksheet.

Not a member? Please sign up to gain complete access.

www.mathworksheets4kids.com