
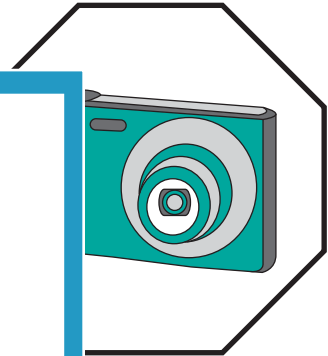
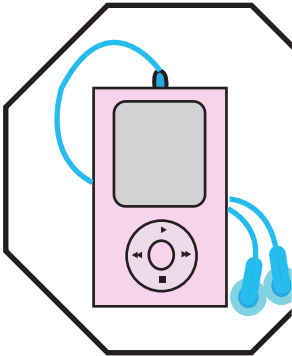
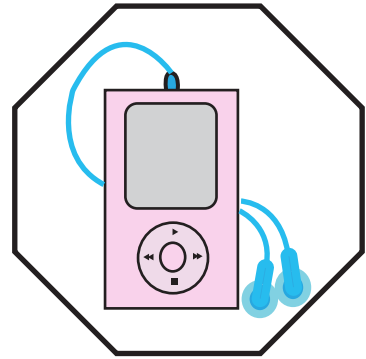



Name : _____

Matching Same Objects

Draw a line to match the same objects.



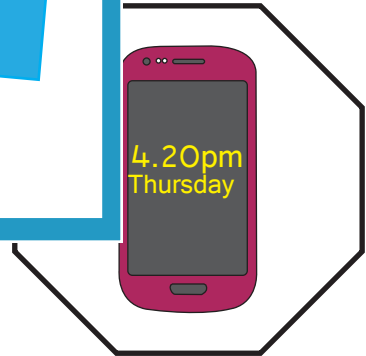
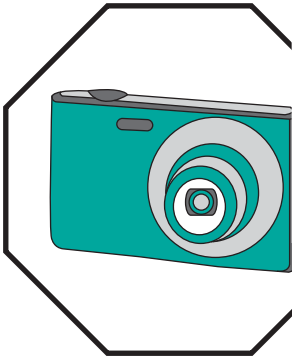

PREVIEW

Gain complete access to the largest collection of worksheets in all subjects!

Members, please log in to download this worksheet.

Not a member? Please sign up to gain complete access.

www.mathworksheets4kids.com



Name : _____

Answer key

Matching Same Objects

Draw a line to match the same objects.

The image features a central white box with a blue border containing the text "PREVIEW" in large blue letters. Below this, it says "Gain complete access to the largest collection of worksheets in all subjects!". There are two smaller blue boxes with white text: "Members, please log in to download this worksheet." and "Not a member? Please sign up to gain complete access." At the bottom of the central box is the website "www.mathworksheets4kids.com".

Surrounding the central box are eight octagonal frames, each containing an illustration of an object. Red lines with hand pointers connect identical objects:

- Top-left: A yellow book titled "Birds Hunt" with a cartoon bird on the cover.
- Top-right: A pink MP3 player with blue earbuds.
- Middle-left: A pink MP3 player with blue earbuds.
- Middle-right: A teal camera.
- Bottom-left: A teal camera.
- Bottom-right: A gold watch with a white face and black numbers.
- Bottom-left (bottom row): A pink smartphone displaying "4.20pm Thursday" on the screen.
- Bottom-right (bottom row): A gold watch with a white face and black numbers.

Red lines connect the book in the top-left to the book in the middle-right, the MP3 player in the top-right to the MP3 player in the middle-left, the camera in the middle-right to the camera in the bottom-left, and the watch in the bottom-right to the watch in the bottom-right (bottom row).