

Circle the picture that is different in each row.

1)

2)

3)

4)

5)

PREVIEW

Gain complete access to the largest collection of worksheets in all subjects!

Members, please log in to download this worksheet.


Not a member? Please sign up to gain complete access.

www.mathworksheets4kids.com

Odd One Out

Circle the picture that is different in each row.

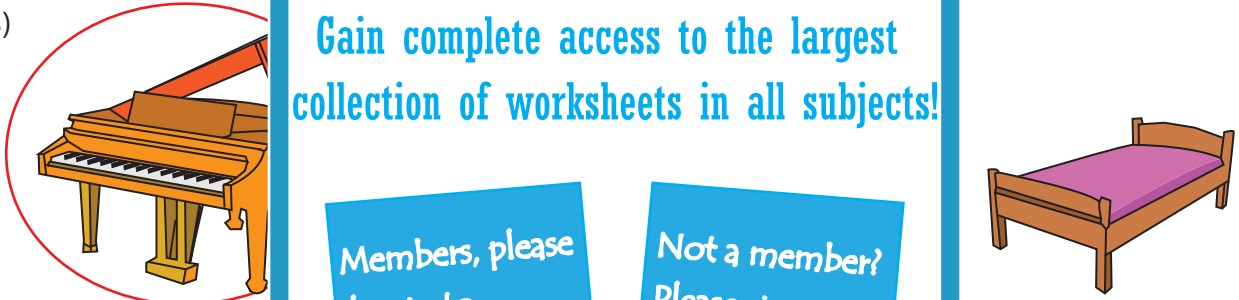
1)



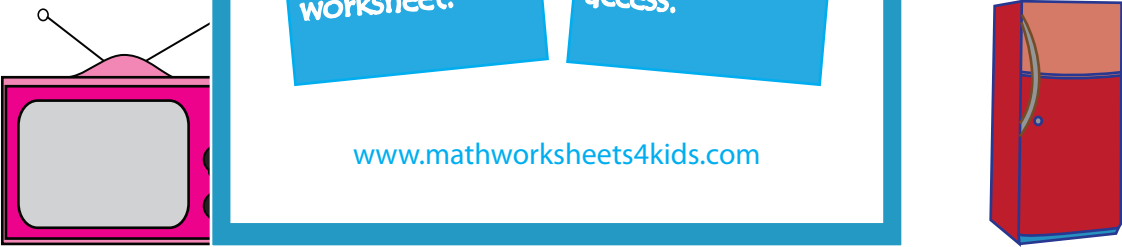
2)




3)



4)



5)



PREVIEW

Gain complete access to the largest collection of worksheets in all subjects!

Members, please log in to download this worksheet.

Not a member? Please sign up to gain complete access.

www.mathworksheets4kids.com