


Circle the picture that is different in each row.



1)



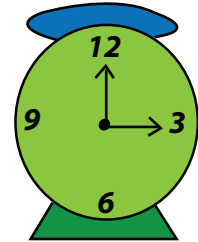
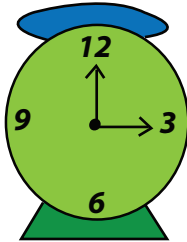
2)






3)



4)



5)



PREVIEW

Gain complete access to the largest collection of worksheets in all subjects!

Members, please log in to download this worksheet.


Not a member? Please sign up to gain complete access.

www.mathworksheets4kids.com

Same vs Different

Circle the picture that is different in each row.

1)



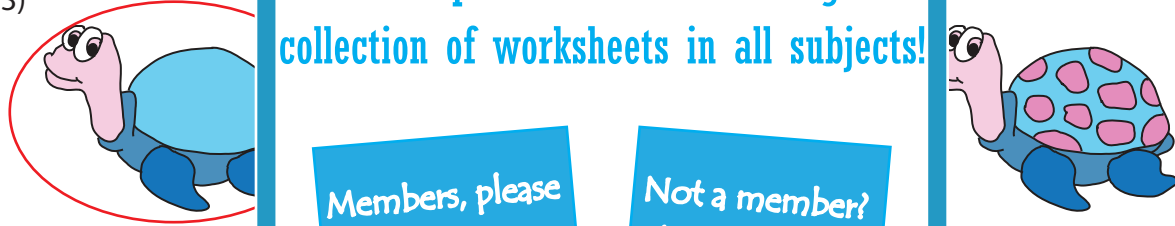
A row of four beets. The first, third, and fourth beets are identical, each with green leaves and a dark red root. The second beet is a plain dark red root without leaves and is circled in red.

2)



A row of four ice cream cones. The first, third, and fourth cones are identical, each with a pink swirl on an orange cone. The second cone is a plain pink swirl on an orange cone and is circled in red.

3)




Two turtles. The first turtle is blue with a light blue shell and is circled in red. The second turtle is blue with a light blue shell and pink spots.

4)



Two identical green alarm clocks. The first clock shows 12:30 and the second clock shows 3:00.

5)



A row of four toy trains. Each train has a blue engine and a pink passenger car. The fourth train is circled in red.

PREVIEW

Gain complete access to the largest collection of worksheets in all subjects!

Members, please log in to download this worksheet.

Not a member? Please sign up to gain complete access.

www.mathworksheets4kids.com