



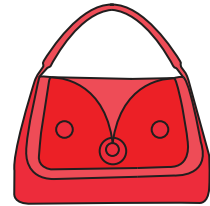



Circle the picture that is different in each row.

1)



2)





PREVIEW

Gain complete access to the largest
collection of worksheets in all subjects!



Members, please
log in to
download this
worksheet.

Not a member?
Please sign up to
gain complete
access.




3)



4)




5)



Same vs Different

Circle the picture that is different in each row.

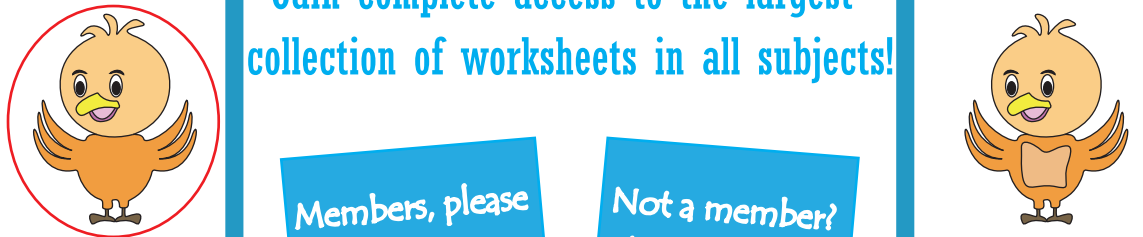
1)



2)




3)



4)



5)



PREVIEW

Gain complete access to the largest collection of worksheets in all subjects!

Members, please log in to download this worksheet.

Not a member? Please sign up to gain complete access.

www.mathworksheets4kids.com