


Same vs Different

Look at the pictures in each section. Circle the one that is different in size.

1)



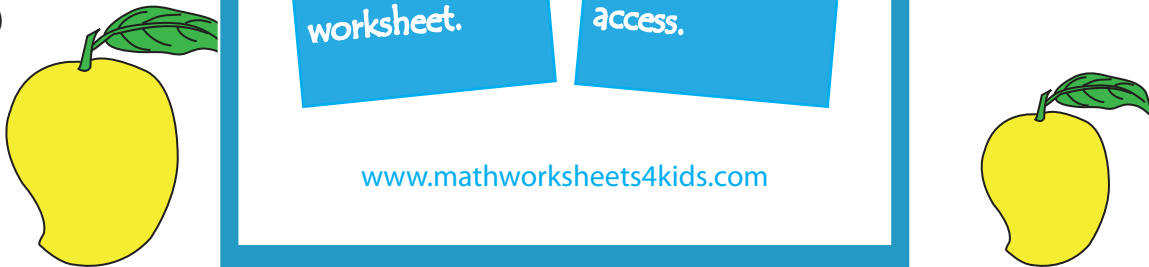
2)




3)



4)



5)



PREVIEW

Gain complete access to the largest collection of worksheets in all subjects!

Members, please log in to download this worksheet.


Not a member? Please sign up to gain complete access.

www.mathworksheets4kids.com

Same vs Different

Look at the pictures in each section. Circle the one that is different in size.

1)



2)




3)



4)



5)



PREVIEW

Gain complete access to the largest collection of worksheets in all subjects!

Members, please log in to download this worksheet.

Not a member? Please sign up to gain complete access.

www.mathworksheets4kids.com