


Name : _____

Same vs Different

Sheet 1

Tick the picture from the right that is same as the picture from the left.

1)




A yellow pear is shown on the left. On the right, there are four options: a yellow pear, an orange, and two red apples.

2)




A carrot is shown on the left and another carrot on the right. A large blue 'PREVIEW' watermark is centered over the page, partially obscuring the carrots.

3)




A bunch of yellow bananas is shown on the left and a pineapple on the right. A large blue 'PREVIEW' watermark is centered over the page, partially obscuring the fruits.

4)



A red tomato is shown on the left and a beetroot on the right. A large blue 'PREVIEW' watermark is centered over the page, partially obscuring the vegetables.

5)



An orange is shown on the left. On the right, there are three options: a green apple, a lime, and another orange.

Name : _____


Answer key

Same vs Different

Sheet 1

Tick the picture from the right that is same as the picture from the left.


1)




2)




3)



4)



5)



PREVIEW

Gain complete access to the largest collection of worksheets in all subjects!

Members, please log in to download this worksheet.

Not a member? Please sign up to gain complete access.

www.mathworksheets4kids.com