

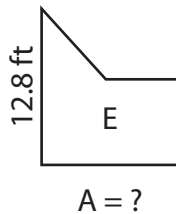
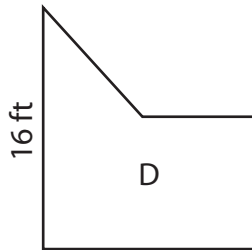
Name : \_\_\_\_\_

## Scale Factors - Area

L2S2

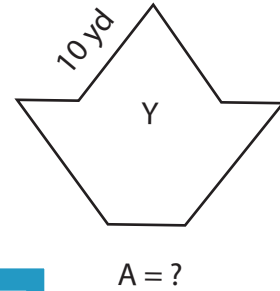
Each pair of figures is similar. Find the missing area. (A denotes Area)

1)



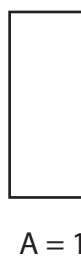
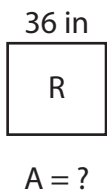
Area of figure E = \_\_\_\_\_

2)



= \_\_\_\_\_

3)



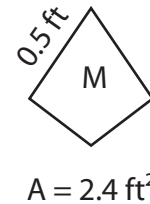
Area of figure R = \_\_\_\_\_

Gain complete access to the largest collection of worksheets in all subjects!

Members, please log in to download this worksheet.

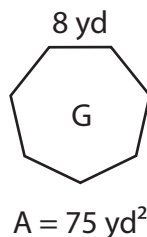
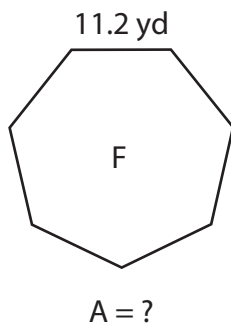
Not a member? Please sign up to gain complete access.

[www.mathworksheets4kids.com](http://www.mathworksheets4kids.com)

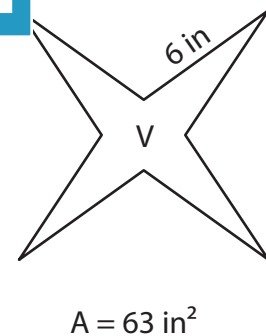


= \_\_\_\_\_

5)



Area of figure F = \_\_\_\_\_



Area of figure V = \_\_\_\_\_

Name : \_\_\_\_\_

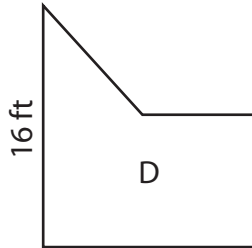
## Answer key

### Scale Factors - Area

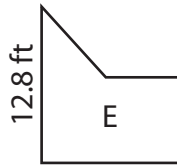
L2S2

Each pair of figures is similar. Find the missing area. (A denotes Area)

1)



$$A = 96 \text{ ft}^2$$



$$A = ?$$

Area of figure E =

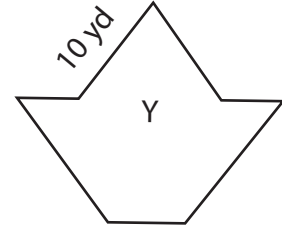
$$A = ?$$

$$= \underline{325 \text{ yd}^2}$$

2)



$$A = 52 \text{ yd}^2$$



$$A = ?$$

# PREVIEW

Gain complete access to the largest collection of worksheets in all subjects!

Members, please log in to download this worksheet.

Not a member? Please sign up to gain complete access.

[www.mathworksheets4kids.com](http://www.mathworksheets4kids.com)



$$A = 2.4 \text{ ft}^2$$

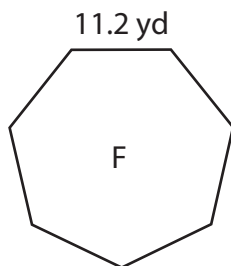


$$A = ?$$

Area of figure R =

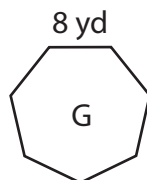
$$= \underline{21.6 \text{ ft}^2}$$

5)



$$A = ?$$

Area of figure F =  $\underline{147 \text{ yd}^2}$

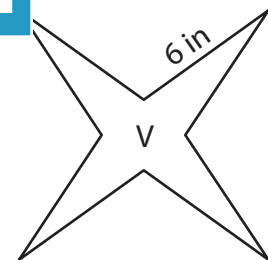


$$A = 75 \text{ yd}^2$$



$$A = ?$$

Area of figure V =  $\underline{7 \text{ in}^2}$



$$A = 63 \text{ in}^2$$