

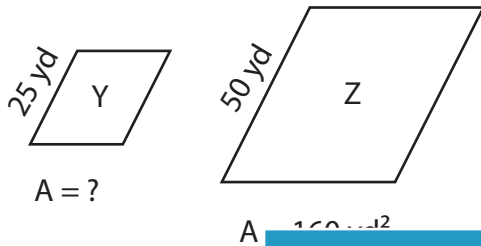
Name : _____

Scale Factors - Area

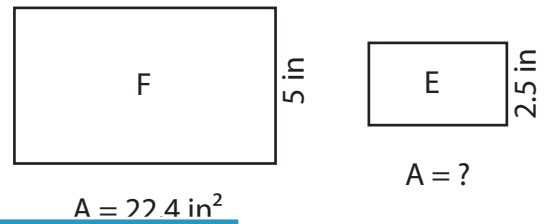
L2S3

Each pair of figures is similar. Find the missing area. (A denotes Area)

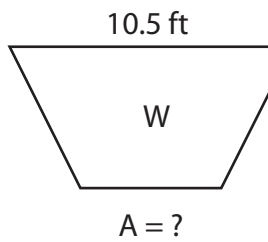
1)



2)



3)



Gain complete access to the largest collection of worksheets in all subjects!

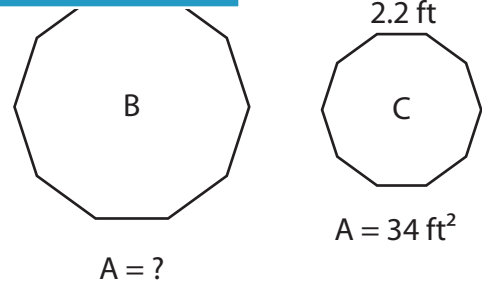
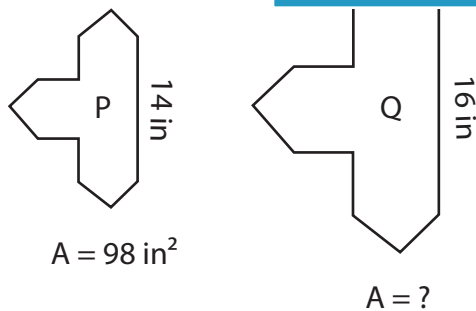
Members, please log in to download this worksheet.

Not a member? Please sign up to gain complete access.

www.mathworksheets4kids.com

Area of figure E = _____

5)



Name : _____

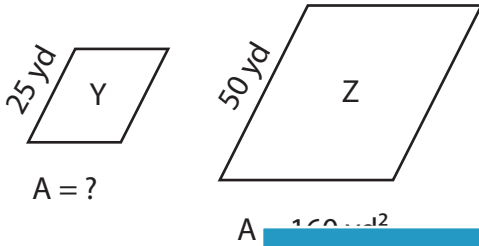
Answer key

Scale Factors - Area

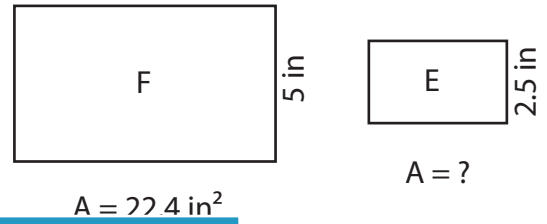
L2S3

Each pair of figures is similar. Find the missing area. (A denotes Area)

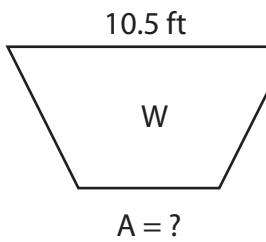
1)



2)

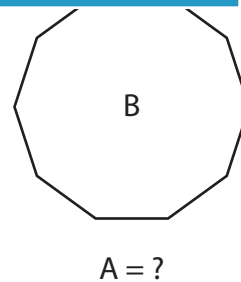
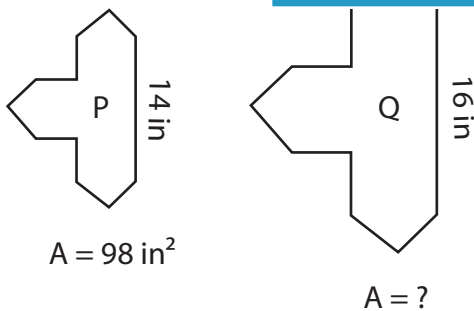


3)



Area of figure E = _____

5)



Area of figure Q = 128 in²

Area of figure B = 76.5 ft²

PREVIEW

Gain complete access to the largest collection of worksheets in all subjects!

Members, please log in to download this worksheet.

Not a member? Please sign up to gain complete access.

www.mathworksheets4kids.com