

Name : _____

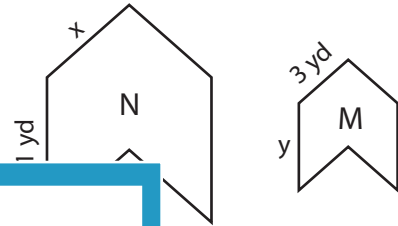
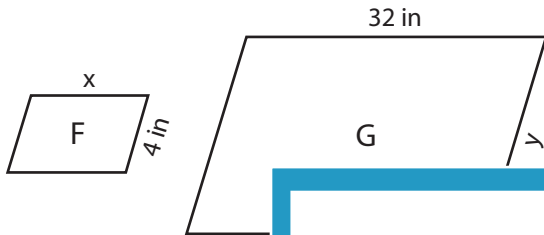
Scale Factor - Finding Sides

L2S5

Find x and y.

1) Scale factor of F to G is 1 : 4

2) Scale factor of M to N is $\frac{1}{3} : 1$

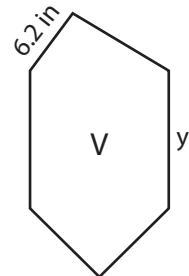
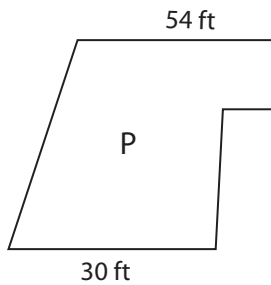


x = _____ ;

_____ ; y = _____

3) Scale factor of P to Q is 2 : 1

Scale factor of U to V is 2 : 1

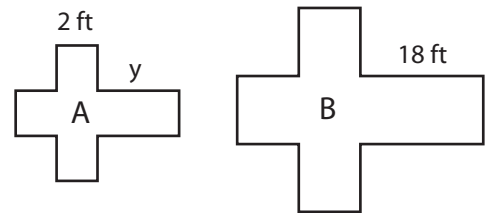
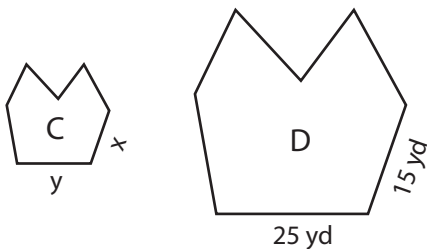


x = _____ ;

_____ ; y = _____

5) Scale factor of C to D is 1 : 3

Scale factor of B to A is 1 : 0.8



x = _____ ; y = _____

x = _____ ; y = _____

PREVIEW

Gain complete access to the largest collection of worksheets in all subjects!

Members, please log in to download this worksheet.

Not a member? Please sign up to gain complete access.

www.mathworksheets4kids.com

Name : _____

Answer key

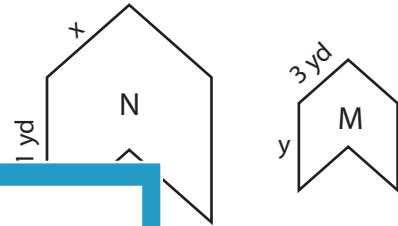
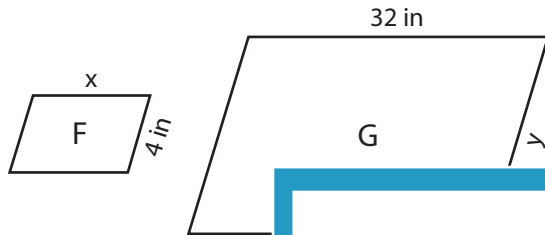
Scale Factor - Finding Sides

L2S5

Find x and y.

1) Scale factor of F to G is 1 : 4

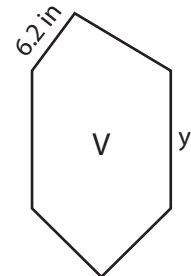
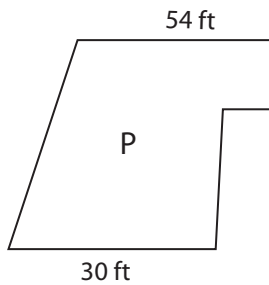
2) Scale factor of M to N is $\frac{1}{3} : 1$



x = 8 in ;

; y = 7 yd

3) Scale factor of P to U is 2 : 1

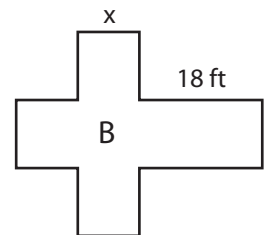
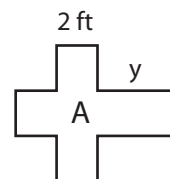
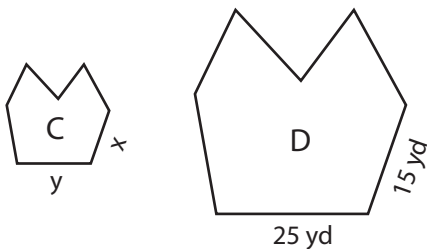


x = 9 ft ;

; y = 14 in

5) Scale factor of C to D is 1 : 5

Scale factor of B to A is 1 : 0.8



x = 3 yd ; y = 5 yd

x = 2.5 ft ; y = 14.4 ft

PREVIEW

Gain complete access to the largest collection of worksheets in all subjects!

Members, please log in to download this worksheet.

Not a member? Please sign up to gain complete access.

www.mathworksheets4kids.com