

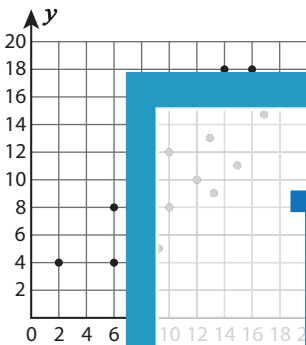
Name : \_\_\_\_\_

## Scatter Plots

Sheet 1

Identify the correlation as positive or negative, and specify if it is linear or nonlinear.


1)



Correlation: \_\_\_\_\_

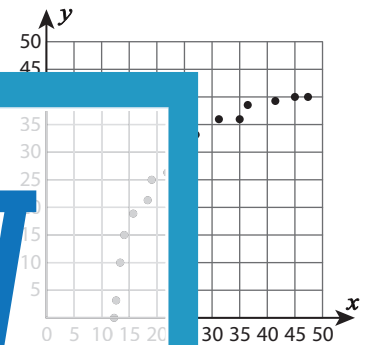
Relationship: \_\_\_\_\_

2)



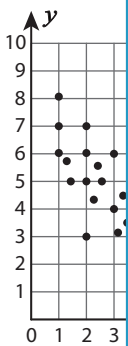
Correlation: \_\_\_\_\_

3)



Correlation: \_\_\_\_\_

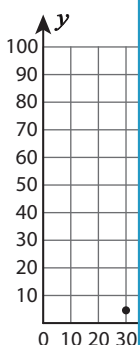
4)



Correlation: \_\_\_\_\_

Relationship: \_\_\_\_\_

7)



Correlation: \_\_\_\_\_

Relationship: \_\_\_\_\_

Correlation: \_\_\_\_\_

Relationship: \_\_\_\_\_

Correlation: \_\_\_\_\_

Relationship: \_\_\_\_\_

# PREVIEW

Gain complete access to the largest  
collection of worksheets in all subjects!

Members, please  
log in to  
download this  
worksheet.

Not a member?  
Please sign up to  
gain complete  
access.

[www.mathworksheets4kids.com](http://www.mathworksheets4kids.com)