


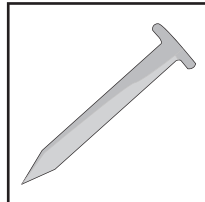
Name : \_\_\_\_\_

# Conductors and Insulators

Label each picture as conductor or insulator.



\_\_\_\_\_




\_\_\_\_\_



\_\_\_\_\_



\_\_\_\_\_



\_\_\_\_\_

## PREVIEW

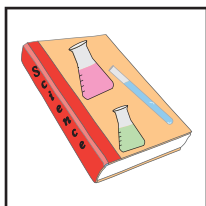
Access the largest collection of  
worksheets for just **\$19.95** per year!

Members, please  
log in to  
download this  
worksheet.  
Log in

Not a member?  
Please sign up to  
gain complete  
access.  
Sign up

www.mathworksheets4kids.com

\_\_\_\_\_

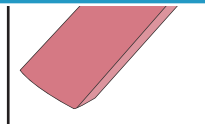


\_\_\_\_\_

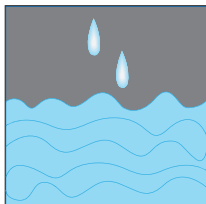
\_\_\_\_\_



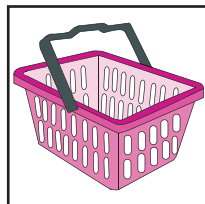
\_\_\_\_\_



\_\_\_\_\_



\_\_\_\_\_




\_\_\_\_\_

Name : \_\_\_\_\_

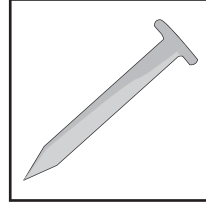
## Answer key

# Conductors and Insulators

Label each picture as conductor or insulator.




**insulator**



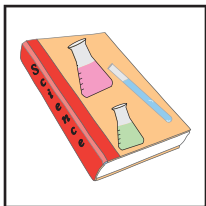
**conductor**



**insulator**



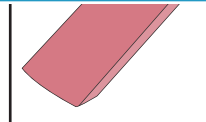
**insulator**




**conductor**



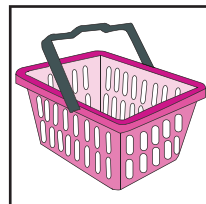
**conductor**



**insulator**



**conductor**



**insulator**

**PREVIEW**

Access the largest collection of worksheets for just **\$19.95** per year!

Members, please log in to download this worksheet. **Log in**

Not a member? Please sign up to gain complete access. **Sign up**

[www.mathworksheets4kids.com](http://www.mathworksheets4kids.com)