

Name: \_\_\_\_\_




Cut out the food pictures and glue them under "healthy food" or "junk food" as appropriate.


Healthy Food	Junk Food
<div data-bbox="448 752 1139 1675"><h1>PREVIEW</h1><p>Gain complete access to the largest collection of worksheets in all subjects!</p><p>Members, please log in to download this worksheet.</p><p>Not a member? Please sign up to gain complete access.</p><p><a href="http://www.mathworksheets4kids.com">www.mathworksheets4kids.com</a></p></div> <div data-bbox="469 1711 778 2136"></div> <div data-bbox="826 1711 1136 2136"></div> <div data-bbox="1193 1711 1503 2136"></div>	<div data-bbox="469 658 778 752"></div> <div data-bbox="826 658 1136 752"></div> <div data-bbox="1193 658 1503 1084"></div> <div data-bbox="1193 1160 1503 1585"></div>

Name: \_\_\_\_\_


Healthy vs Junk



orange ju



cotton ca



cheese

**PREVIEW**

Gain complete access to the largest collection of worksheets in all subjects!


Members, please log in to download this worksheet.

Not a member? Please sign up to gain complete access.

[www.mathworksheets4kids.com](http://www.mathworksheets4kids.com)




cupcake



egg



ice cream



cauliflower









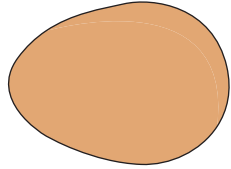

chocolate

Name: \_\_\_\_\_

**Answer Key**



Cut out the food pictures and glue them under "healthy food" or "junk food" as appropriate.

Healthy Food	Junk Food
 <p>peanut</p>	 <p>chicken nuggets</p>
 <p>pear</p>	 <p>cupcake</p>
 <p>ice cream</p>	 <p>chocolate</p>
 <p>egg</p>	 <p>cheese</p>

**PREVIEW**

Gain complete access to the largest collection of worksheets in all subjects!

Members, please log in to download this worksheet.

Not a member? Please sign up to gain complete access.

[www.mathworksheets4kids.com](http://www.mathworksheets4kids.com)