
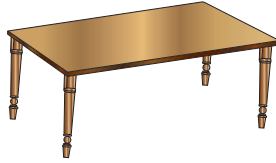
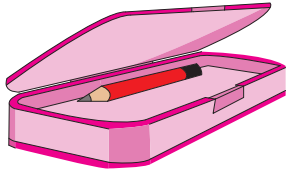


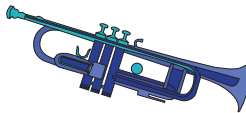
Name : _____

SENSE OF SIGHT

1) Observe each picture. Circle the thing that you can see, but can't touch.




2) Observe each picture. Circle the thing that you can see, but can't hear.

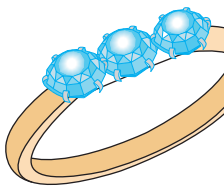


PREVIEW

Gain complete access to the largest collection of worksheets in all subjects!




3) Observe each picture. Circle the thing that you can see, but can't smell.






Members, please log in to download this worksheet.

Not a member? Please sign up to gain complete access.

www.mathworksheets4kids.com



4) Observe each picture. Circle the thing that you can see, but can't taste.

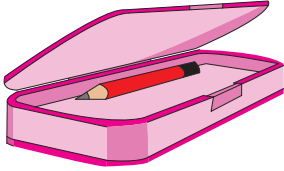


Name : _____

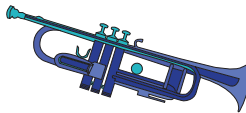
Answer key

SENSE OF SIGHT

1) Observe each picture. Circle the thing that you can see, but can't touch.



2) Observe each picture. Circle the thing that you can see, but can't hear.




PREVIEW

Gain complete access to the largest collection of worksheets in all subjects!


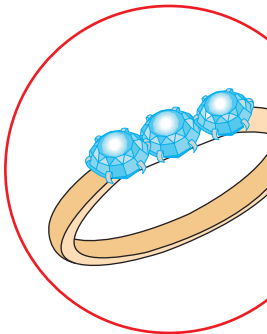
Members, please log in to download this worksheet.

Not a member? Please sign up to gain complete access.

www.mathworksheets4kids.com



3) Observe each picture. Circle the thing that you can see, but can't smell.



4) Observe each picture. Circle the thing that you can see, but can't taste.

