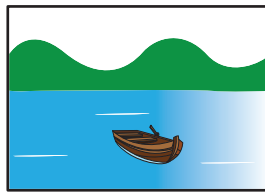
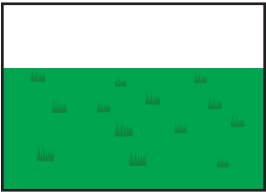


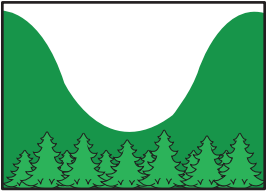





Name : _____

Geographical Features

Label the geographical features.



PREVIEW

Gain complete access to the largest collection of worksheets in all subjects!

Members, please log in to download this worksheet.

Not a member? Please sign up to gain complete access.


www.mathworksheets4kids.com

Name : _____


Answer key

Geographical Features


Label the geographical features.



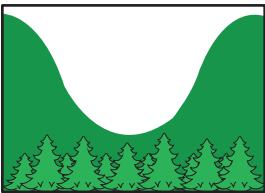
pond




volcano



desert




river




hill



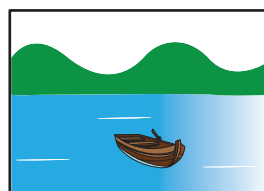
bay



island



plain



lake

PREVIEW

Gain complete access to the largest collection of worksheets in all subjects!

Members, please log in to download this worksheet.

Not a member? Please sign up to gain complete access.

www.mathworksheets4kids.com