




Name : \_\_\_\_\_

# Non-Living Things

Look at the pictures below. Circle the non-living things.







## PREVIEW

Gain complete access to the largest collection of worksheets in all subjects!

Members, please log in to download this worksheet.

Not a member? Please sign up to gain complete access.

[www.mathworksheets4kids.com](http://www.mathworksheets4kids.com)






Name : \_\_\_\_\_

## Answer key

# Non-Living Things

Look at the pictures below. Circle the non-living things.



# PREVIEW

Gain complete access to the largest collection of worksheets in all subjects!

Members, please log in to download this worksheet.

Not a member? Please sign up to gain complete access.

[www.mathworksheets4kids.com](http://www.mathworksheets4kids.com)

