

Name : _____

Magnetic vs Non-Magnetic

Cut out the pictures and glue them in the appropriate columns.

Magnetic

Non-Magnetic

PREVIEW

Gain complete access to the largest collection of worksheets in all subjects!

Members, please log in to download this worksheet.

Not a member? Please sign up to gain complete access.

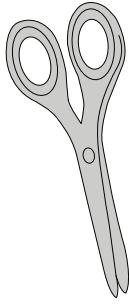
www.mathworksheets4kids.com

Name : _____

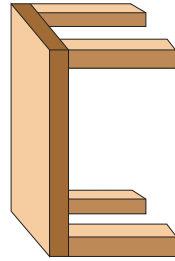
Magnetic vs Non-Magnetic




bottle opener



scissors



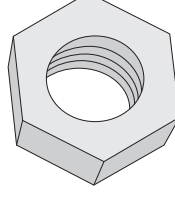
table



wool



leaf



nut

PREVIEW

Gain complete access to the largest collection of worksheets in all subjects!

Members, please log in to download this worksheet.

Not a member? Please sign up to gain complete access.

www.mathworksheets4kids.com



screw

eraser


Name : _____

Answer key

Magnetic vs Non-Magnetic

Magnetic

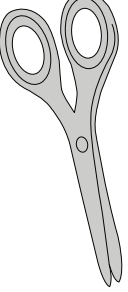
Non-Magnetic




bottle opener




pen



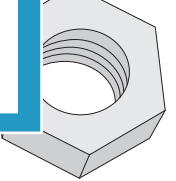
scissors




paper clip




paper clip



nut




paper clip




wool



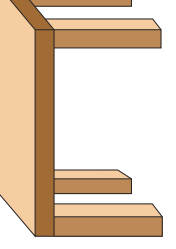
leaf



leaf



eraser



table

PREVIEW

Gain complete access to the largest collection of worksheets in all subjects!

Members, please log in to download this worksheet.

Not a member? Please sign up to gain complete access.

www.mathworksheets4kids.com