


Name : _____

Magnetic Poles




- * A magnet has two poles, north pole (N) and south pole (S).
- * Magnets with unlike poles attract each other.
- * Magnets with like poles repel each other.

Observe the magnets

1)



2)



Look at each pair of magnets and decide if they attract or repel each other.

attract or repel

3)



attract

repel

4)

attract

repel



PREVIEW


Gain complete access to the largest collection of worksheets in all subjects!

Members, please log in to download this worksheet.

Not a member? Please sign up to gain complete access.

www.mathworksheets4kids.com

Magnetic Poles



- * A magnet has two poles, north pole (N) and south pole (S).
- * Magnets with unlike poles attract each other.
- * Magnets with like poles repel each other.

Observe the magnets

1)



2)



Look at each pair of magnets and decide if they attract or repel each other.

3)



attract

repel

4)

attract

repel



PREVIEW

Gain complete access to the largest collection of worksheets in all subjects!

Members, please log in to download this worksheet.

Not a member? Please sign up to gain complete access.

www.mathworksheets4kids.com