

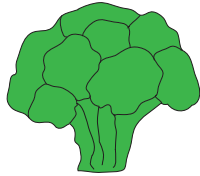


Name : _____

Edible Parts of a Plant

Look at each picture. Name the part that is edible.




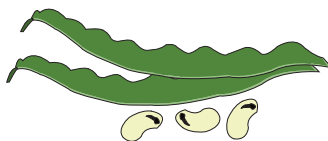



PREVIEW

Gain complete access to the largest collection of worksheets in all subjects!

Members, please log in to download this worksheet.

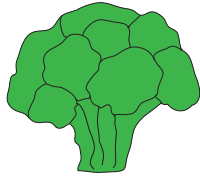
Not a member? Please sign up to gain complete access.

www.mathworksheets4kids.com



Edible Parts of a Plant


Look at each picture. Name the part that is edible.




flower



leaves



stem



seeds

PREVIEW

Gain complete access to the largest collection of worksheets in all subjects!


Members, please log in to download this worksheet.

Not a member? Please sign up to gain complete access.


www.mathworksheets4kids.com




flower



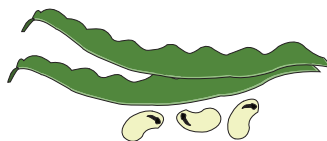
root




seeds



leaves



seeds



root