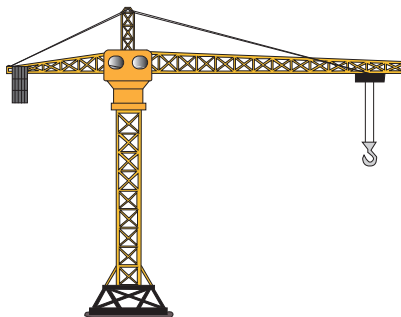

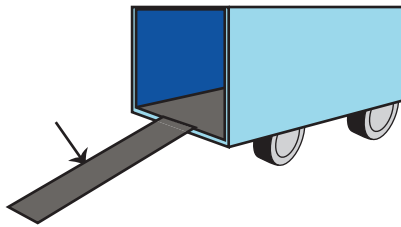



Name : _____

Simple Machines

Using the word bank, identify the type of simple machine associated with each object.



lever

screw

pulley

inclined plane

wedge


wheel and axle

Name : _____

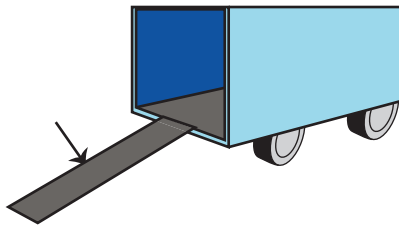
Answer key

Simple Machines

Using the word bank, identify the type of simple machine associated with each object.




lever



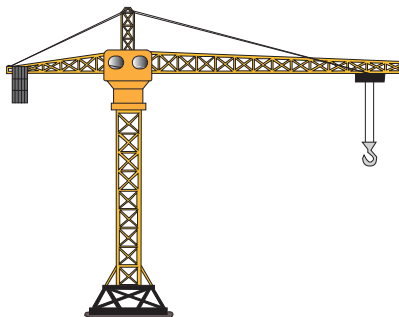
inclined Plane



wedge



screw



pulley



wheel and axle

lever

screw

pulley

inclined plane

wedge

wheel and axle