







Name : \_\_\_\_\_


# Simple Vs Compound Machines

Cut out the pictures and glue them in the appropriate columns.

Simple Machine	<p><b>PREVIEW</b></p> <p>Gain complete access to the largest collection of worksheets in all subjects!</p> <p>Members, please log in to download this worksheet.</p> <p>Not a member? Please sign up to gain complete access.</p> <p><a href="http://www.mathworksheets4kids.com">www.mathworksheets4kids.com</a></p>	Compound Machines
		
		

Name : \_\_\_\_\_

# Simple Vs Compound Machines



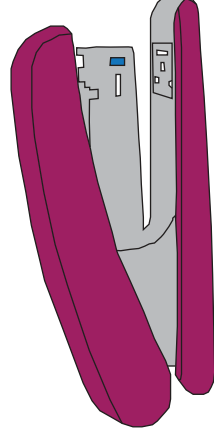

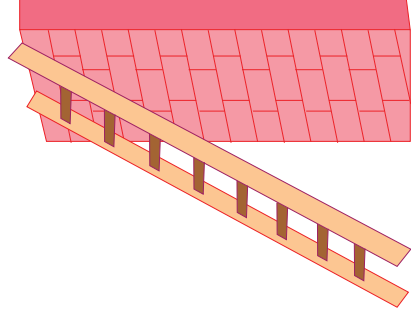
**PREVIEW**

Gain complete access to the largest collection of worksheets in all subjects!

Members, please log in to download this worksheet.

Not a member? Please sign up to gain complete access.

[www.mathworksheets4kids.com](http://www.mathworksheets4kids.com)



Name : \_\_\_\_\_

Answer key

# Simple Vs Compound Machines

Cut out the pictures and glue them in the appropriate columns.

Simple Machine	<h2>PREVIEW</h2> <p>Gain complete access to the largest collection of worksheets in all subjects!</p> <p>Members, please log in to download this worksheet.</p> <p>Not a member? Please sign up to gain complete access.</p> <p><a href="http://www.mathworksheets4kids.com">www.mathworksheets4kids.com</a></p> <th data-bbox="339 40 470 779">Compound Machines</th>	Compound Machines
