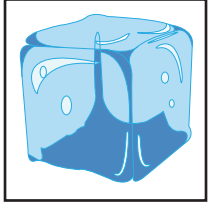


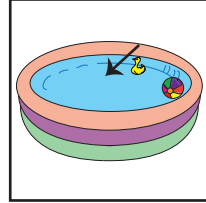
Name : \_\_\_\_\_

# States of Matter


Look at each picture and name the state of matter.



\_\_\_\_\_



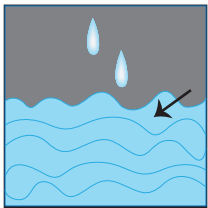
\_\_\_\_\_



\_\_\_\_\_



\_\_\_\_\_



\_\_\_\_\_

**PREVIEW**

Gain complete access to the largest collection of worksheets in all subjects!

Members, please log in to download this worksheet.

Not a member? Please sign up to gain complete access.


[www.mathworksheets4kids.com](http://www.mathworksheets4kids.com)

\_\_\_\_\_



\_\_\_\_\_


\_\_\_\_\_



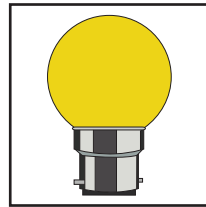
\_\_\_\_\_



\_\_\_\_\_



\_\_\_\_\_



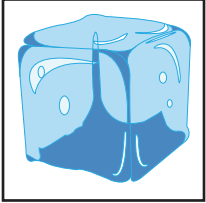
\_\_\_\_\_

Name : \_\_\_\_\_

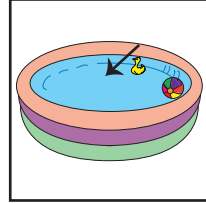
## Answer Key

# States of Matter


Look at each picture and name the state of matter.



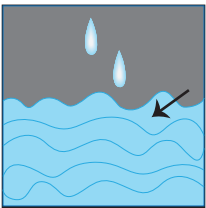
**solid**



**liquid**




**solid**



**gas**




**liquid**



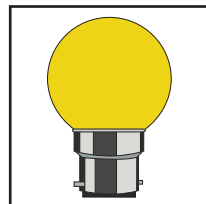
**solid**



**gas**



**liquid**



**solid**

**PREVIEW**

Gain complete access to the largest collection of worksheets in all subjects!

Members, please log in to download this worksheet.

Not a member? Please sign up to gain complete access.

[www.mathworksheets4kids.com](http://www.mathworksheets4kids.com)