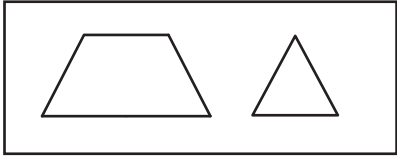


Name : \_\_\_\_\_


## Composing & Decomposing 2D Shapes

A) Choose the figure formed by composing each pair of 2D shapes.

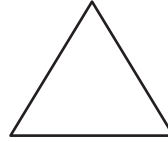
1)



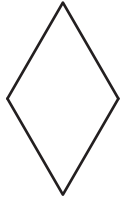
a)



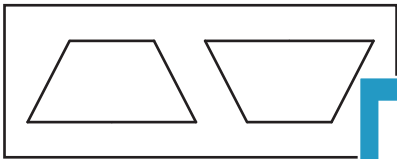
b)



c)



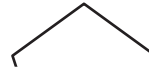
2)



a)



b)



c)



3)

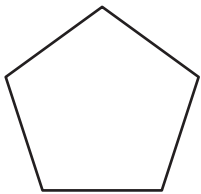


c)

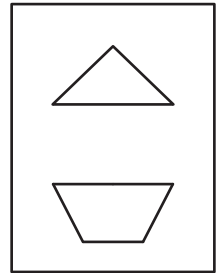


B) Choose the pair of shapes that can be used to compose each figure.


1)



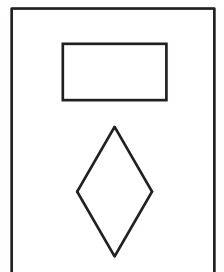
c)




2)



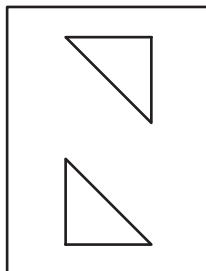
c)



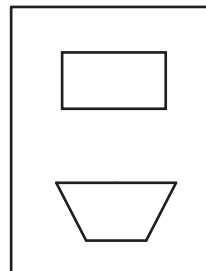
3)




a)



b)



c)



**PREVIEW**

Gain complete access to the largest collection of worksheets in all subjects!

Members, please log in to download this worksheet.

Not a member? Please sign up to gain complete access.

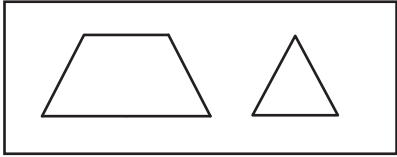
[www.mathworksheets4kids.com](http://www.mathworksheets4kids.com)

Name : \_\_\_\_\_

## Composing & Decomposing 2D Shapes

A) Choose the figure formed by composing each pair of 2D shapes.

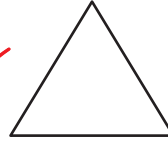
1)



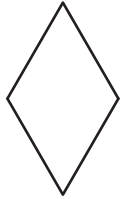
a)



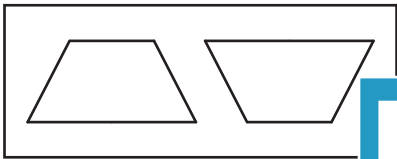
b)



c)



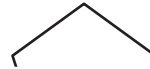
2)



a)



b)



c)



3)



c)



**PREVIEW**

Gain complete access to the largest collection of worksheets in all subjects!

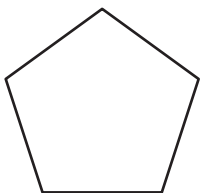
Members, please log in to download this worksheet.

Not a member? Please sign up to gain complete access.

[www.mathworksheets4kids.com](http://www.mathworksheets4kids.com)

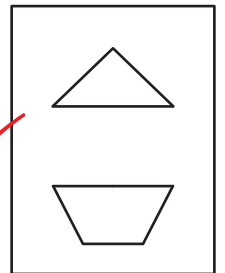
B) Choose the pair of shapes that can be used to compose each figure.

1)




Choose the pair of shapes that can be used to compose each figure.

c)



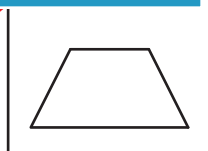
2)



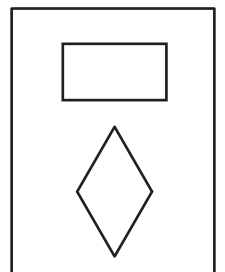
a)




b)



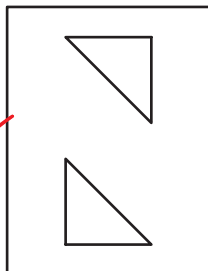
c)



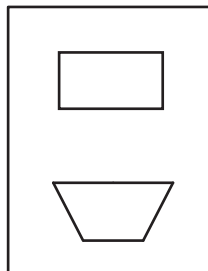
3)



a)



b)



c)

