

Name : _____

Snip & Stick 2D Shapes

Cut out the shape cards and glue them in the appropriate boxes.

	triangle
--	-----------------

	trapezoid
--	------------------

	hexagon
--	----------------

	circle
--	---------------

	parallelogram
--	----------------------

PREVIEW

Gain complete access to the largest collection of worksheets in all subjects!

Members, please log in to download this worksheet.

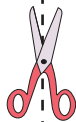
Not a member? Please sign up to gain complete access.



www.mathworksheets4kids.com

	rectangle
--	------------------

Name : _____

Snip & Stick 2D Shapes



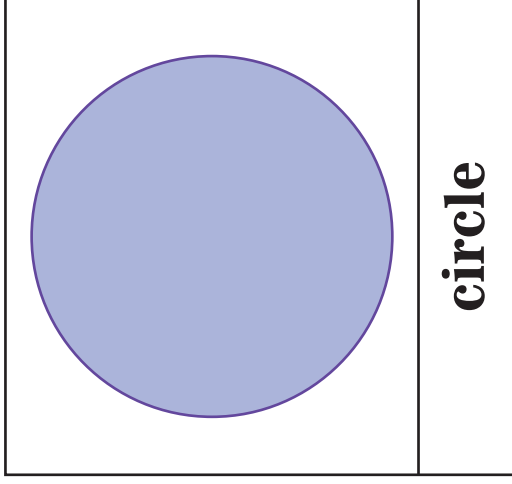
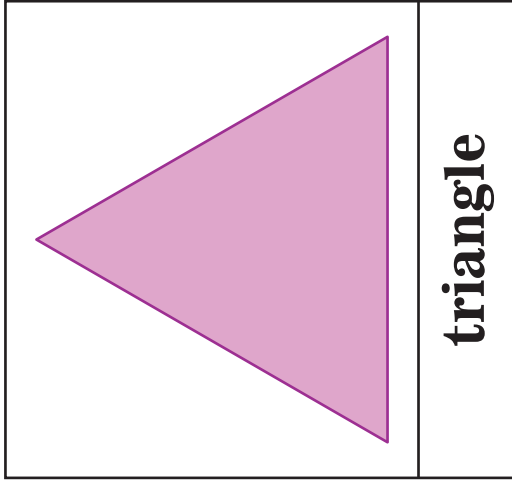
	
	
<div data-bbox="446 752 1139 1675"><h1>PREVIEW</h1><p>Gain complete access to the largest collection of worksheets in all subjects!</p><div data-bbox="501 1196 788 1518"><p>Members, please log in to download this worksheet.</p></div><div data-bbox="804 1196 1085 1518"><p>Not a member? Please sign up to gain complete access.</p></div><p>www.mathworksheets4kids.com</p></div>	
	

Name : _____

Answer Key

Snip & Stick 2D Shapes

Cut out the shape cards and glue them in the appropriate boxes.



PREVIEW

Gain complete access to the largest collection of worksheets in all subjects!

Members, please log in to download this worksheet.

Not a member? Please sign up to gain complete access.

www.mathworksheets4kids.com

