






Name : \_\_\_\_\_

## Identifying and Drawing 2D Shapes

Identify, name, and draw the plane shape associated with each given object.

Object	Name	Shape
		
		
		
		
		

# PREVIEW

Gain complete access to the largest collection of worksheets in all subjects!

Members, please log in to download this worksheet.







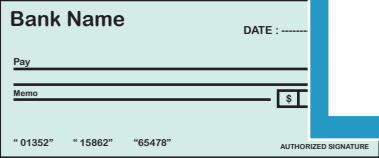


Not a member? Please sign up to gain complete access.

[www.mathworksheets4kids.com](http://www.mathworksheets4kids.com)

Name : \_\_\_\_\_

## Identifying and Drawing 2D Shapes

Identify, name, and draw the plane shape associated with each given object.

Object	Name	Shape	
	<p>square</p>		
	<div style="text-align: center;"> <h1>PREVIEW</h1> <p>Gain complete access to the largest collection of worksheets in all subjects!</p> <div style="display: flex; justify-content: space-around;"> <div style="background-color: #007bff; color: white; padding: 10px; transform: rotate(-2deg);"> <p>Members, please log in to download this worksheet.</p> </div> <div style="background-color: #007bff; color: white; padding: 10px; transform: rotate(2deg);"> <p>Not a member? Please sign up to gain complete access.</p> </div> </div> <p><a href="http://www.mathworksheets4kids.com" style="color: #007bff;">www.mathworksheets4kids.com</a></p> </div>		
			
			
		<p>circle</p>	