







Skip Counting by 100s

A) Count by 100s and fill in the missing numbers.






1)

 6,100	 6,200	 	 6,400	 	
--	--	---	---	---	---

2)

 9,400	 	 	 	 9,800	
--	---	---	--	--	---

3)

 3,600	 	 	 	 4,100
---	--	--	--	---

PREVIEW

Gain complete access to the largest collection of worksheets in all subjects!

Members, please log in to download this worksheet.

Not a member? Please sign up to gain complete access.

www.mathworksheets4kids.com

B) Count by 100s and fill in the missing numbers.

1)

8,000	8,100		8,600	
-------	-------	--	-------	--

2)

700			1,300	
-----	--	--	-------	--

3)

2,200		2,400		2,600	2,700		2,900
-------	--	-------	--	-------	-------	--	-------

4)

7,000		7,200		7,400		7,600	
-------	--	-------	--	-------	--	-------	--