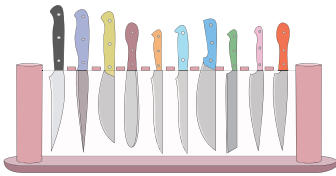


Name : \_\_\_\_\_

## Skip Counting by 10s

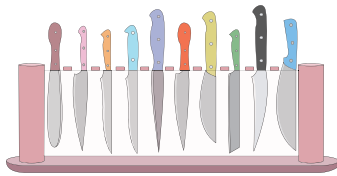
Sheet 2

1) Count by 10s, and write how many knives are there in total.



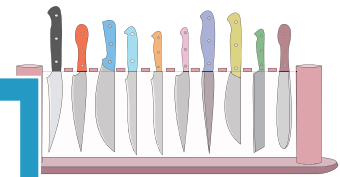
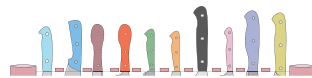

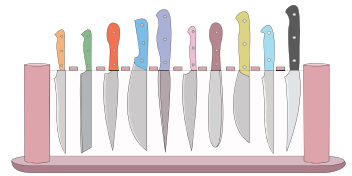
\_\_\_\_\_

**10**




\_\_\_\_\_

**20**



2) Count by 10s, and write how many beads are there in total.



# PREVIEW

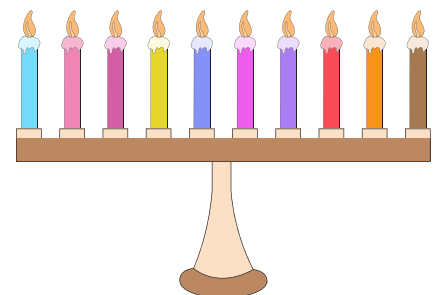

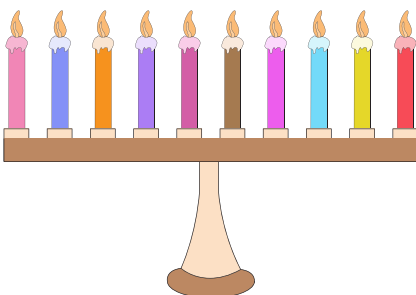
Gain complete access to the largest collection of worksheets in all subjects!

Members, please log in to download this worksheet.

Not a member? Please sign up to gain complete access.

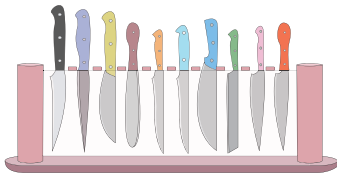
[www.mathworksheets4kids.com](http://www.mathworksheets4kids.com)

3) Count by 10s, and write how many candles are there altogether.

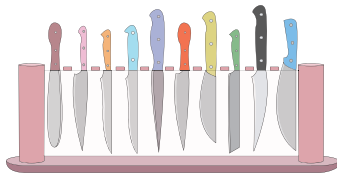


**Skip Counting by 10s**

1) Count by 10s, and write how many knives are there in total.



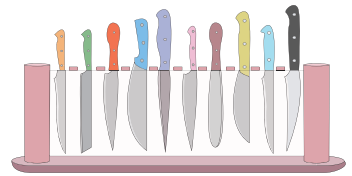
**10**




**20**



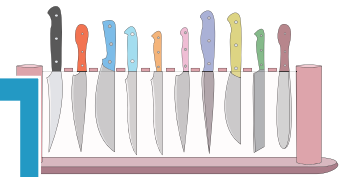
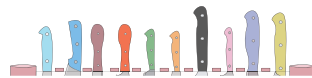
**30**



**40**



**50**



**70**

2) Count by 10s, and write how many beads are there in total.



**10**



Gain complete access to the largest collection of worksheets in all subjects!

Members, please log in to download this worksheet.

Not a member? Please sign up to gain complete access.

[www.mathworksheets4kids.com](http://www.mathworksheets4kids.com)



**50**

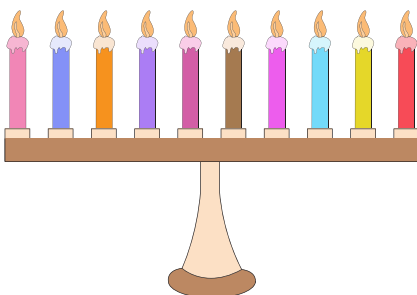


**60**




**100**

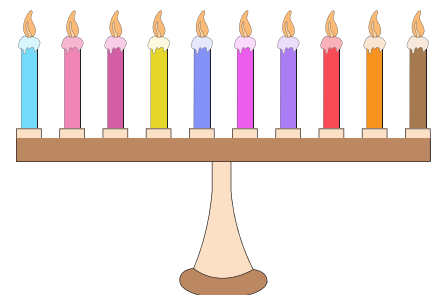
3) Count by 10s, and write how many candles are there altogether.



**10**



**20**



**30**