






Name : \_\_\_\_\_

# Skip Counting by 12s

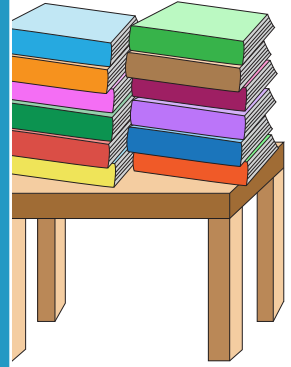

1) Count by 12s, and write how many flowers are there in all.



12

24

2) Count by 12s, and write



# PREVIEW

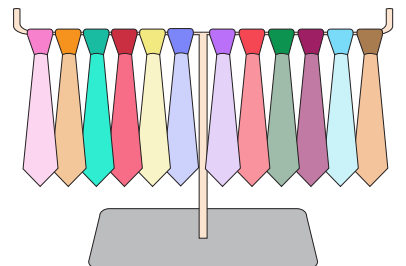
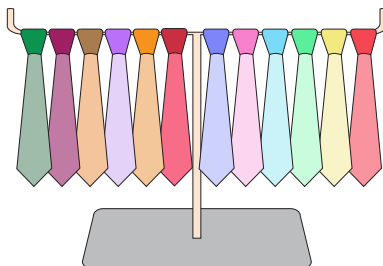
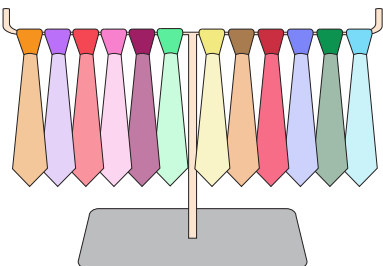
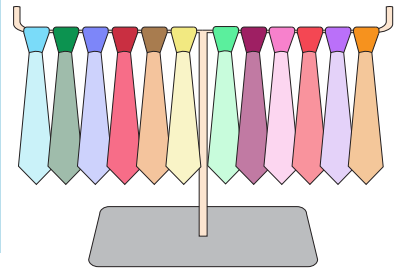
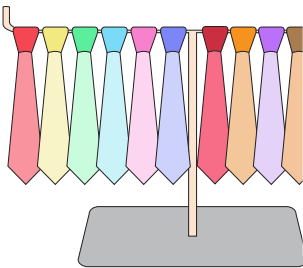
Gain complete access to the largest collection of worksheets in all subjects!

Members, please log in to download this worksheet.

Not a member? Please sign up to gain complete access.

[www.mathworksheets4kids.com](http://www.mathworksheets4kids.com)

3) Count by 12s, and write




Name : \_\_\_\_\_

## Answer Key


# Skip Counting by 12s

Sheet 2


1) Count by 12s, and write how many flowers are there in all.




12




24




36



48




60



72

2) Count by 12s, and w



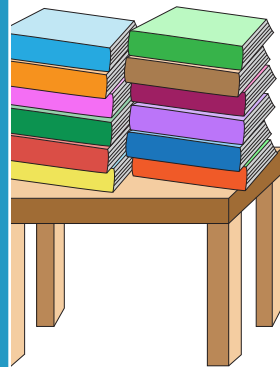
12

**PREVIEW**  
Gain complete access to the largest  
collection of worksheets in all subjects!

Members, please  
log in to  
download this  
worksheet.

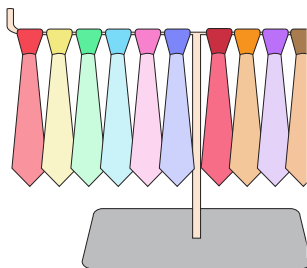
Not a member?  
Please sign up to  
gain complete  
access.

[www.mathworksheets4kids.com](http://www.mathworksheets4kids.com)

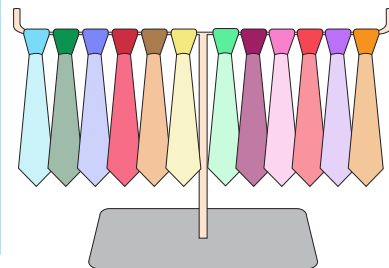


36

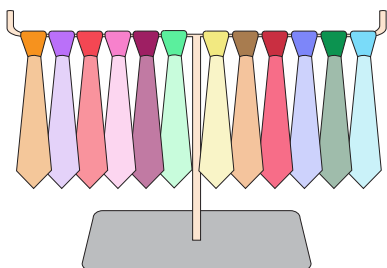
3) Count by 12s, and w



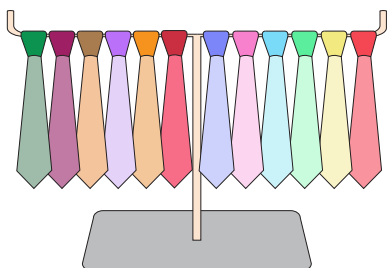
12



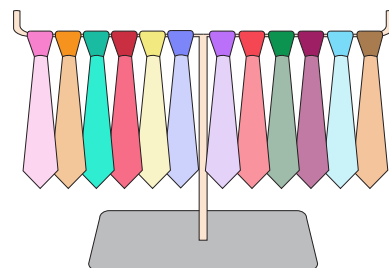
36



48



60



72