


Name : _____

Skip Counting by 3s

Type 1: S3

Count by 3s, and fill in the missing numbers on each pumpkin.

1



36 42 48

A sequence of seven pumpkins on a vine. The first pumpkin has the number 36. The second has a yellow star. The third has 42. The fourth has a yellow star. The fifth has 48. The sixth has a yellow star. The seventh has a yellow star.

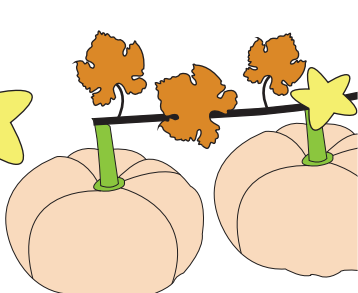
2



12 24

A sequence of two pumpkins on a vine. The first has a yellow star. The second has 12. The third has a yellow star. The fourth has 24. The fifth has a yellow star.

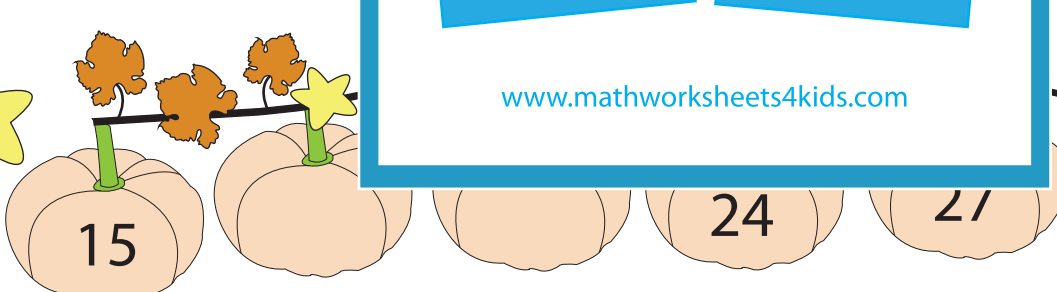
3



60

A sequence of two pumpkins on a vine. The first has a yellow star. The second has a yellow star. The third has a yellow star. The fourth has 60. The fifth has a yellow star.

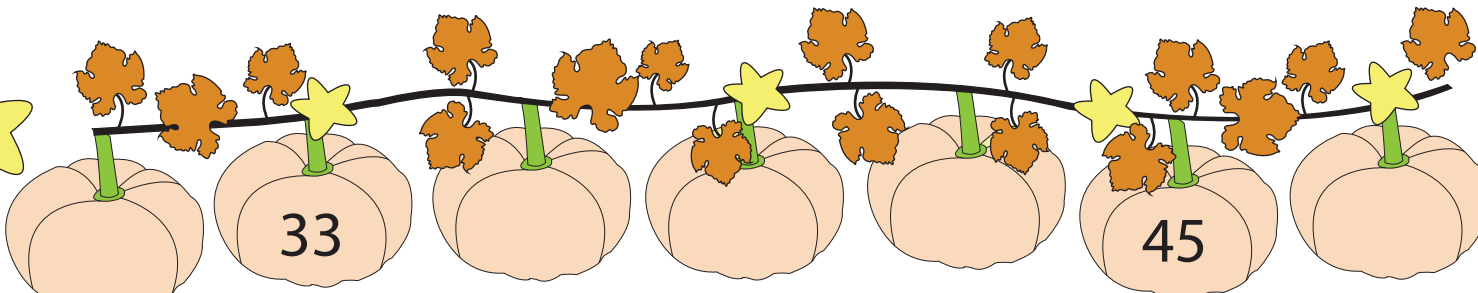
4



15 24 27

A sequence of five pumpkins on a vine. The first has 15. The second has a yellow star. The third has a yellow star. The fourth has 24. The fifth has 27. The sixth has a yellow star.

5



33 45

A sequence of seven pumpkins on a vine. The first has a yellow star. The second has 33. The third has a yellow star. The fourth has a yellow star. The fifth has a yellow star. The sixth has 45. The seventh has a yellow star.

PREVIEW

Gain complete access to the largest collection of worksheets in all subjects!

Members, please log in to download this worksheet.

Not a member? Please sign up to gain complete access.

www.mathworksheets4kids.com