


Skip Counting by 7s


1) Count by 7s, and write how many carrots are there in all.



7





14



2) Count by 7s, and write

al.



PREVIEW

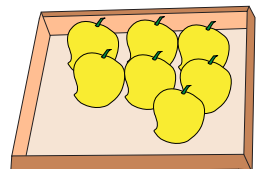




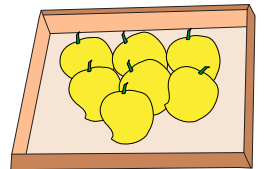
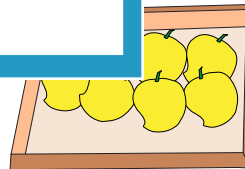
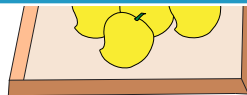

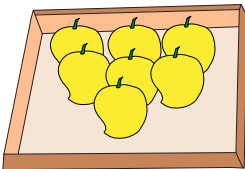
Gain complete access to the largest collection of worksheets in all subjects!

Members, please log in to download this worksheet.

Not a member? Please sign up to gain complete access.

www.mathworksheets4kids.com

3) Count by 7s, and write




Skip Counting by 7s

1) Count by 7s, and write how many carrots are there in all.



7



14



21



28



35




42



63

2) Count by 7s, and write

al.




7

PREVIEW
Gain complete access to the largest collection of worksheets in all subjects!

Members, please log in to download this worksheet.

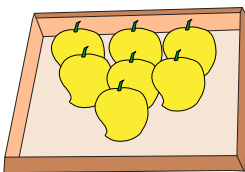
Not a member? Please sign up to gain complete access.

www.mathworksheets4kids.com

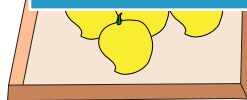


21

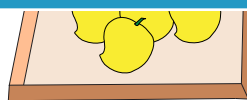
3) Count by 7s, and write



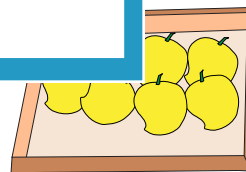
7



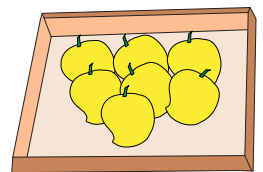
14




21




28




35




42



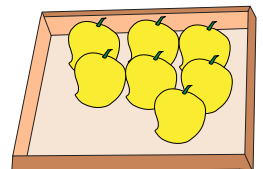
49



56



63



70