


# Skip Counting by 8s


1) Count by 8s, and write how many pears are there in all.



\_\_\_\_\_

**8**


\_\_\_\_\_




\_\_\_\_\_

**16**


\_\_\_\_\_




\_\_\_\_\_



\_\_\_\_\_




\_\_\_\_\_




\_\_\_\_\_

2) Count by 8s, and write



\_\_\_\_\_



\_\_\_\_\_


**PREVIEW**

Gain complete access to the largest collection of worksheets in all subjects!


Members, please log in to download this worksheet.

Not a member? Please sign up to gain complete access.

[www.mathworksheets4kids.com](http://www.mathworksheets4kids.com)

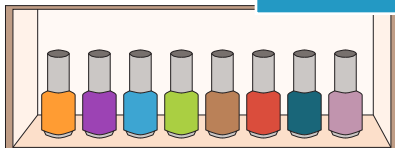


\_\_\_\_\_

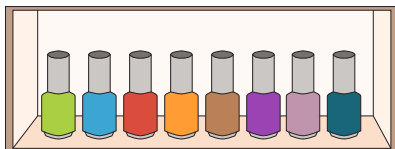


\_\_\_\_\_

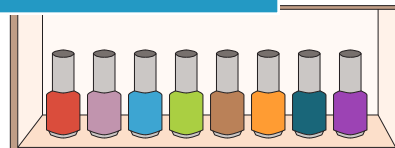
3) Count by 8s, and write



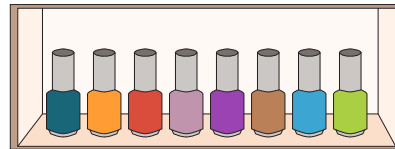
\_\_\_\_\_



\_\_\_\_\_



\_\_\_\_\_




\_\_\_\_\_


her.

**Skip Counting by 8s**


1) Count by 8s, and write how many pears are there in all.




8




16




24



32




40




64

2) Count by 8s, and write



8




32

Gain complete access to the largest collection of worksheets in all subjects!


Members, please log in to download this worksheet.

Not a member? Please sign up to gain complete access.

[www.mathworksheets4kids.com](http://www.mathworksheets4kids.com)



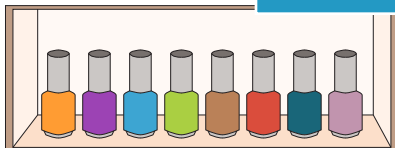
24



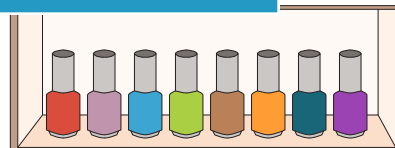
48

3) Count by 8s, and write

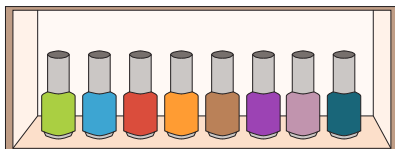
her.



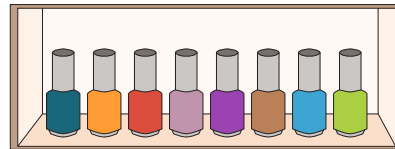
8



16



24



32