



Skip Counting by 8s


1) Count by 8s, and write how many lemons are there in total.





8





16
















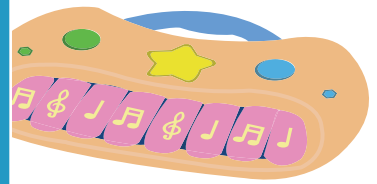


2) Count by 8s, and write



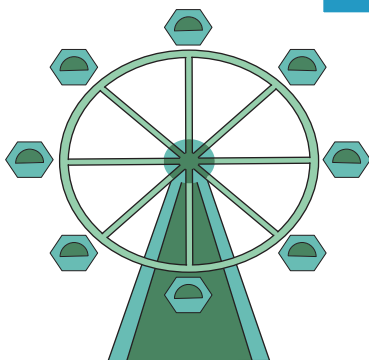



uments. .






3) Count by 8s, and write







the Ferris wheels.

PREVIEW

Gain complete access to the largest collection of worksheets in all subjects!


Members, please log in to download this worksheet.

Not a member? Please sign up to gain complete access.


www.mathworksheets4kids.com

Skip Counting by 8s


1) Count by 8s, and write how many lemons are there in total.




8




16




24






32



40



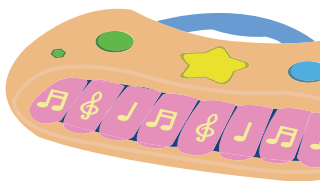
48



72

2) Count by 8s, and write

uments..



8


PREVIEW

Gain complete access to the largest collection of worksheets in all subjects!

Members, please log in to download this worksheet.

Not a member? Please sign up to gain complete access.


www.mathworksheets4kids.com




24

3) Count by 8s, and write


the Ferris wheels.



8



16



24