



# Skip Counting by 9s








1) Count by 9s, and write how many strawberries are there in all.







9










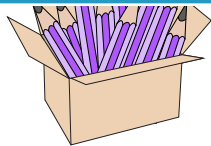
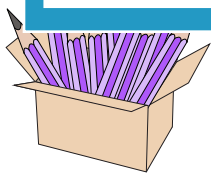

18



2) Count by 9s, and write



3) Count by 9s, and write



**PREVIEW**

Gain complete access to the largest collection of worksheets in all subjects!


Members, please log in to download this worksheet.

Not a member? Please sign up to gain complete access.


[www.mathworksheets4kids.com](http://www.mathworksheets4kids.com)

Skip Counting by 9s


1) Count by 9s, and write how many strawberries are there in all.




9




18




27




36




45




54



63




72



81


2) Count by 9s, and write



9



45




36

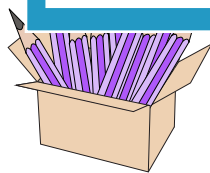


72


3) Count by 9s, and write




9




18




27




36




45




54




63



72



81



90

**PREVIEW**

Gain complete access to the largest collection of worksheets in all subjects!

Members, please log in to download this worksheet.

Not a member? Please sign up to gain complete access.

[www.mathworksheets4kids.com](http://www.mathworksheets4kids.com)