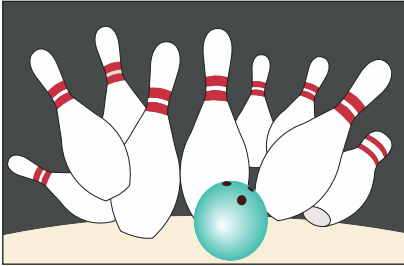


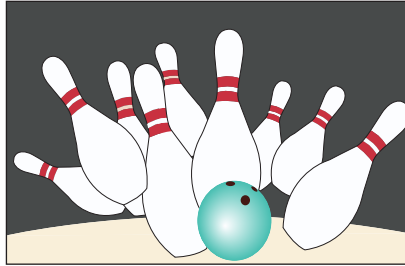
Name : \_\_\_\_\_

# Skip Counting by 9s

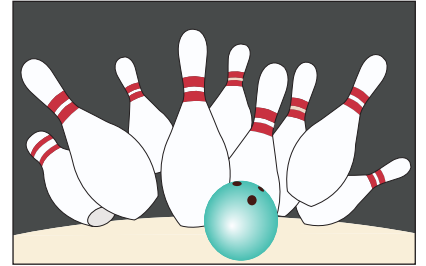
1) Count by 9s, and write how many bowling pins are there in all.



\_\_\_\_\_ **9** \_\_\_\_\_

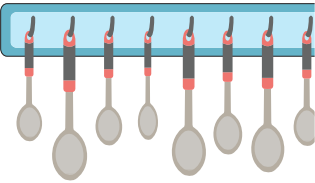


\_\_\_\_\_ **18** \_\_\_\_\_

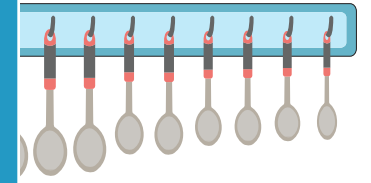


\_\_\_\_\_ \_\_\_\_\_

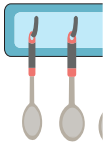
2) Count by 9s, and write



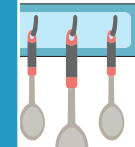
\_\_\_\_\_



\_\_\_\_\_

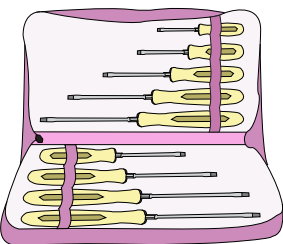


\_\_\_\_\_



\_\_\_\_\_

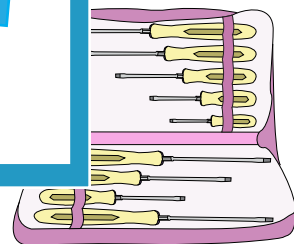
3) Count by 9s, and write



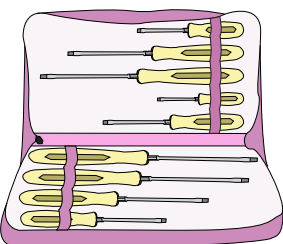
\_\_\_\_\_



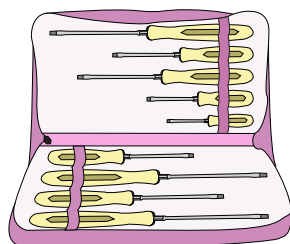
\_\_\_\_\_



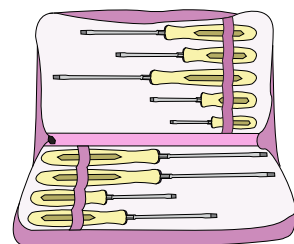
\_\_\_\_\_



\_\_\_\_\_



\_\_\_\_\_



\_\_\_\_\_

**PREVIEW**

Gain complete access to the largest collection of worksheets in all subjects!

Members, please log in to download this worksheet.

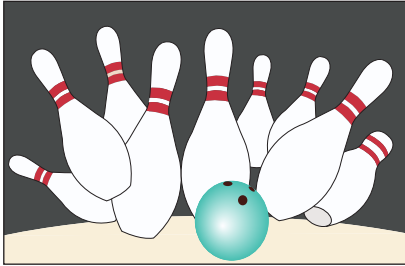
Not a member? Please sign up to gain complete access.

[www.mathworksheets4kids.com](http://www.mathworksheets4kids.com)

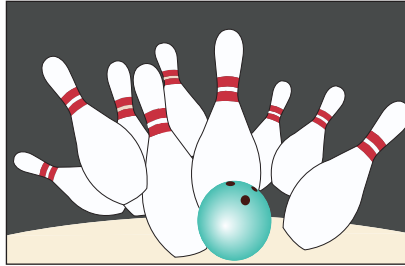
er.

Skip Counting by 9s

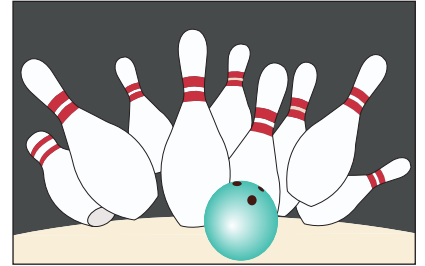
1) Count by 9s, and write how many bowling pins are there in all.



9

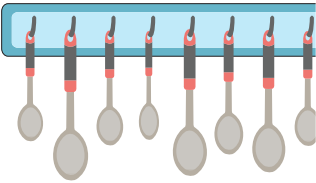


18

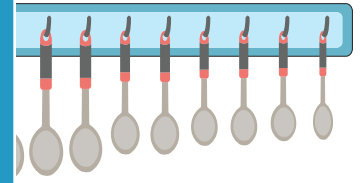


27

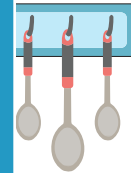
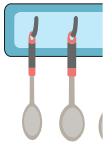
2) Count by 9s, and write



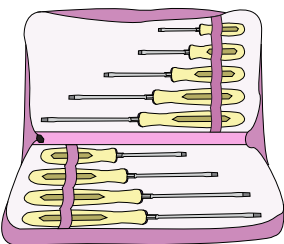
9



27



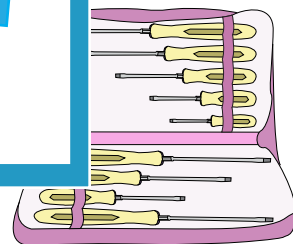
3) Count by 9s, and write



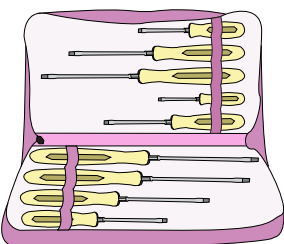
9



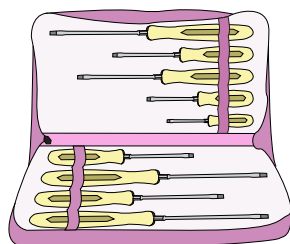
18



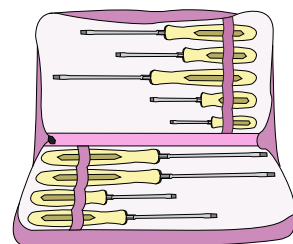
27



36



45



54

**PREVIEW**

Gain complete access to the largest collection of worksheets in all subjects!

Members, please log in to download this worksheet.

Not a member? Please sign up to gain complete access.

[www.mathworksheets4kids.com](http://www.mathworksheets4kids.com)