



Name : _____

Counting coins - Cut and paste activity


- 1) Cut out the number of half dollars that add up to 2 dollars fifty and glue them into the money bag.




- 2) Cut out the number of nickels that add up to 30 cents and glue them into the money bag.



- 3) Cut out the number of dimes that add up to a dollar and glue them into the money bag.



- 4) Cut out the number of dimes that add up to 50 cents and glue them into the money bag.



PREVIEW

Gain complete access to the largest collection of worksheets in all subjects!

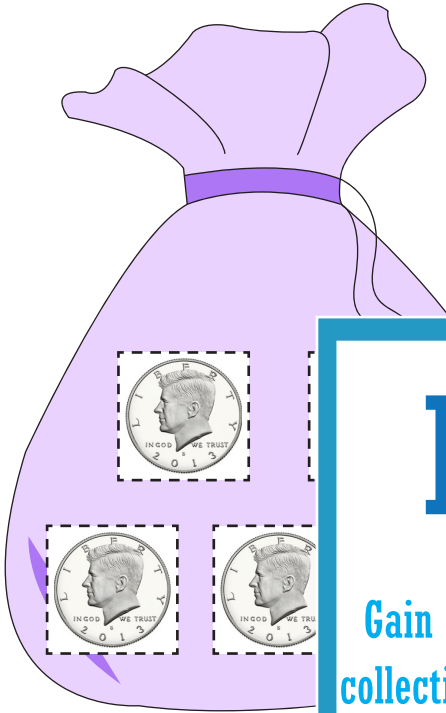
Members, please log in to download this worksheet.

Not a member? Please sign up to gain complete access.


www.mathworksheets4kids.com

Counting coins - Cut and paste activity


- 1) Cut out the number of half dollars that add up to 2 dollars fifty and glue them into the money bag.




- 2) Cut out the number of nickels that add up to 30 cents and glue them into the money bag.



- 3) Cut out the number of quarters that add up to a dollar and glue them into the money bag.



- 4) Cut out the number of dimes that add up to 50 cents and glue them into the money bag.



PREVIEW

Gain complete access to the largest collection of worksheets in all subjects!

Members, please log in to download this worksheet.

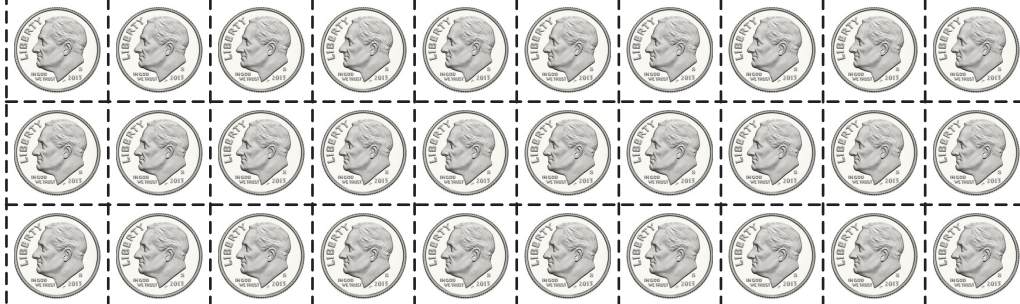
Not a member? Please sign up to gain complete access.

www.mathworksheets4kids.com

Name : _____

Cut and paste activity

Dimes



PREVIEW

Gain complete access to the largest collection of worksheets in all subjects!

Members, please log in to download this worksheet.

Not a member? Please sign up to gain complete access.

www.mathworksheets4kids.com

Half dollars

