


## Counting coins - Cut and paste activity


- 1) Cut out the number of quarters that add up to 75 cents and glue them into the piggy bank.




- 2) Cut out the number of dimes that add up to a dollar and glue them into the piggy bank.



- 3) Cut out the number of coins that add up to 40 cents and glue them into the piggy bank.



- 4) Cut out the number of half dollars that add up to a dollar and glue them into the piggy bank.



# PREVIEW

Gain complete access to the largest collection of worksheets in all subjects!

Members, please log in to download this worksheet.

Not a member? Please sign up to gain complete access.


[www.mathworksheets4kids.com](http://www.mathworksheets4kids.com)

Counting coins - Cut and paste activity


1) Cut out the number of quarters that add up to 75 cents and glue them into the piggy bank.



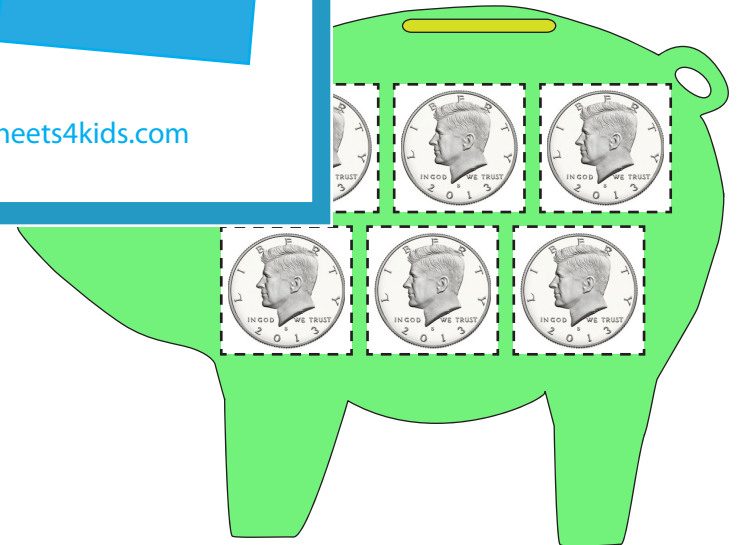
2) Cut out the number of dimes that add up to a dollar and glue them into the piggy bank.



3) Cut out the number of nickels that add up to 40 cents and glue them into the piggy bank.



4) Cut out the number of half dollars that add up to 50 cents and glue them into the piggy bank.



PREVIEW

Gain complete access to the largest collection of worksheets in all subjects!

Members, please log in to download this worksheet.

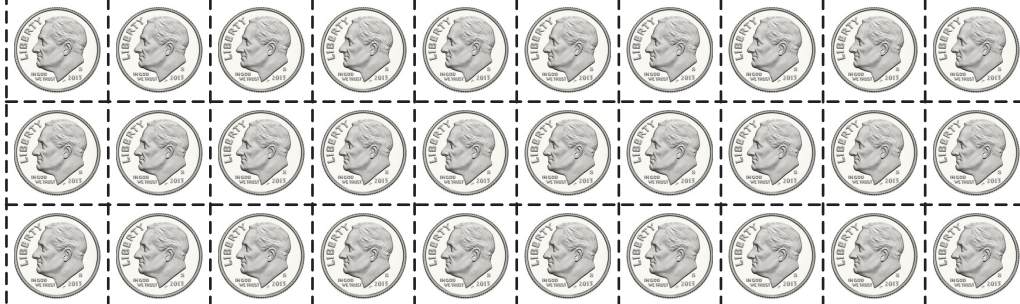
Not a member? Please sign up to gain complete access.

[www.mathworksheets4kids.com](http://www.mathworksheets4kids.com)

Name : \_\_\_\_\_

## Cut and paste activity

### Dimes



# PREVIEW

Gain complete access to the largest collection of worksheets in all subjects!

Members, please log in to download this worksheet.

Not a member? Please sign up to gain complete access.

[www.mathworksheets4kids.com](http://www.mathworksheets4kids.com)

### Half dollars

