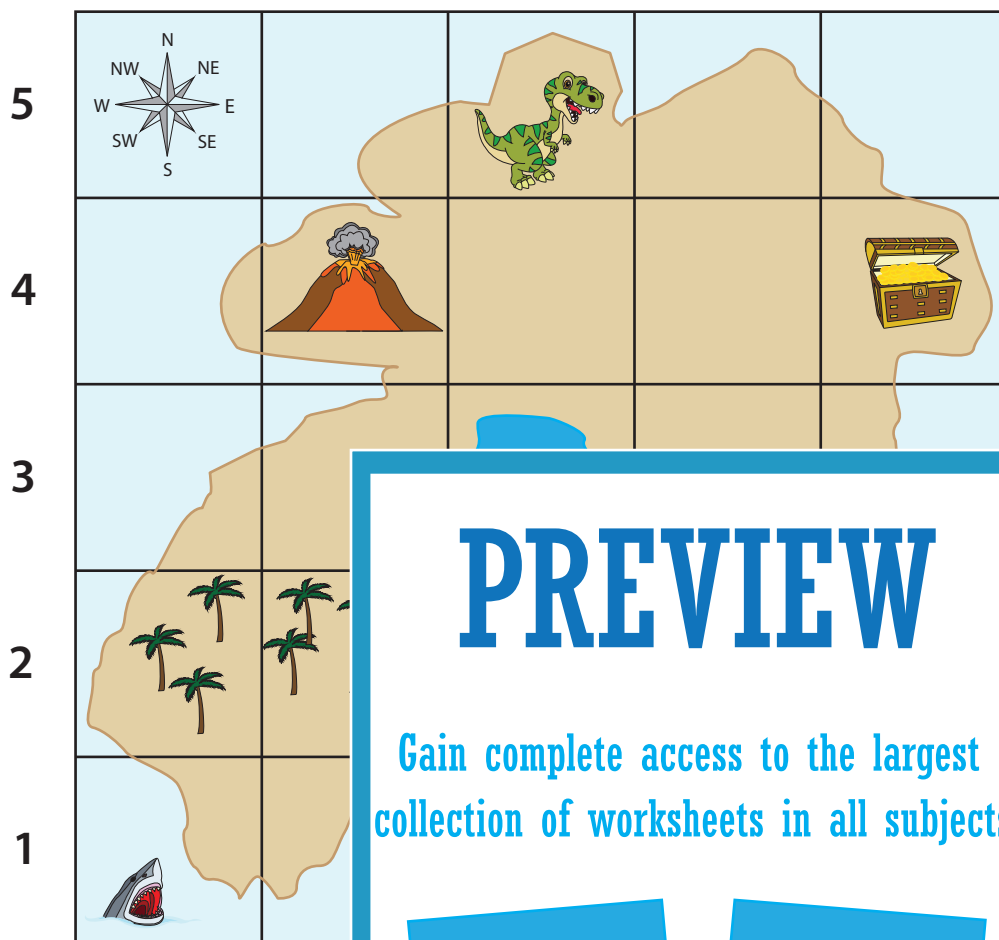


Name: _____

Reading a Treasure Map using a Map Grid

Look at the treasure map on the grid, and answer the questions.



KEY



Dinosaur



Volcano



Treasure



Pond



Forest



Mountain



Shark



Ship



Crocodile

PREVIEW

Gain complete access to the largest collection of worksheets in all subjects!

Members, please log in to download this worksheet.

Not a member? Please sign up to gain complete access.

www.mathworksheets4kids.com

1) Where is the treasure?

E, 4

2) What is located at A, 2?

3) Where is the ship?

4) Where is the dinosaur?

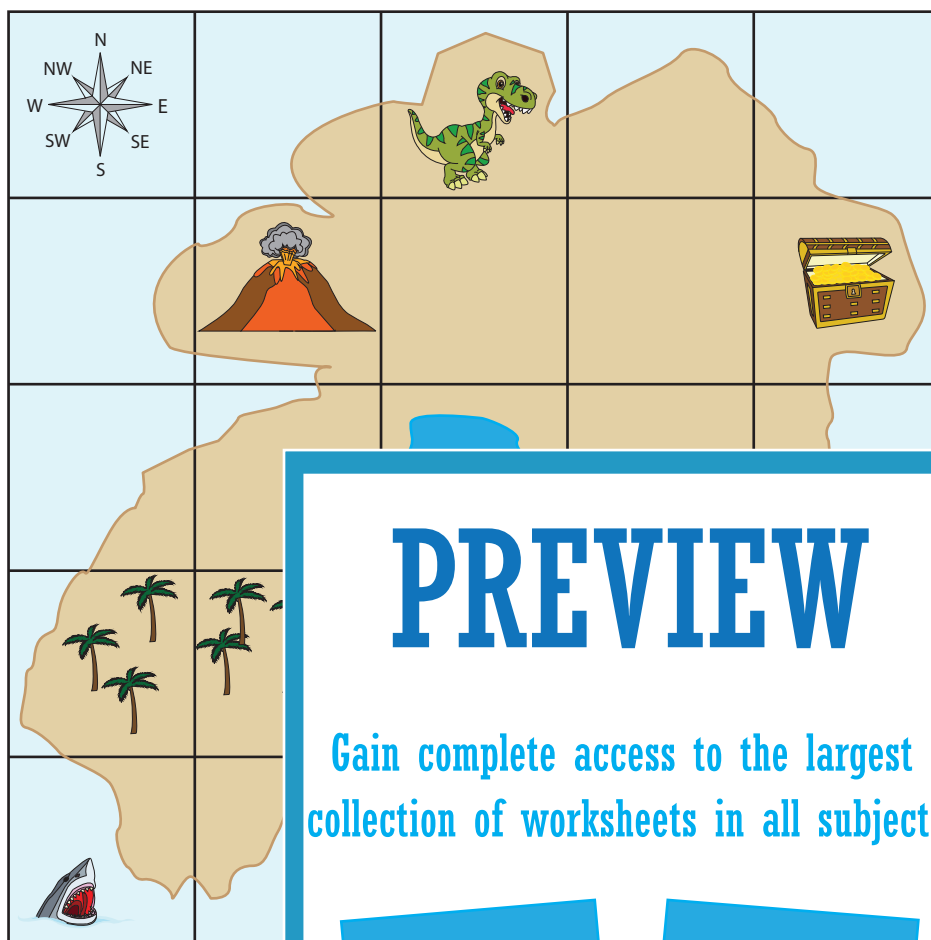
5) What are the coordinates of the pond?

6) What is located at A, 2 and B, 2?










Name: _____

Reading a Treasure Map using a Map Grid

Look at the treasure map on the grid, and answer the questions.



KEY

-  Dinosaur
-  Volcano
-  Treasure
-  Pond
-  Forest
-  Mountain
-  Shark
-  Ship
-  Crocodile

PREVIEW

Gain complete access to the largest collection of worksheets in all subjects!

Members, please log in to download this worksheet.

Not a member? Please sign up to gain complete access.

www.mathworksheets4kids.com

1) Where is the treasure?

E, 4

2) What is located at E, 4?

a volcano

3) Where is the ship?

C, 1

4) Where is the dinosaur?

C, 5

5) What are the coordinates of the pond?

C, 3

6) What is located at A, 2 and B, 2?

a forest