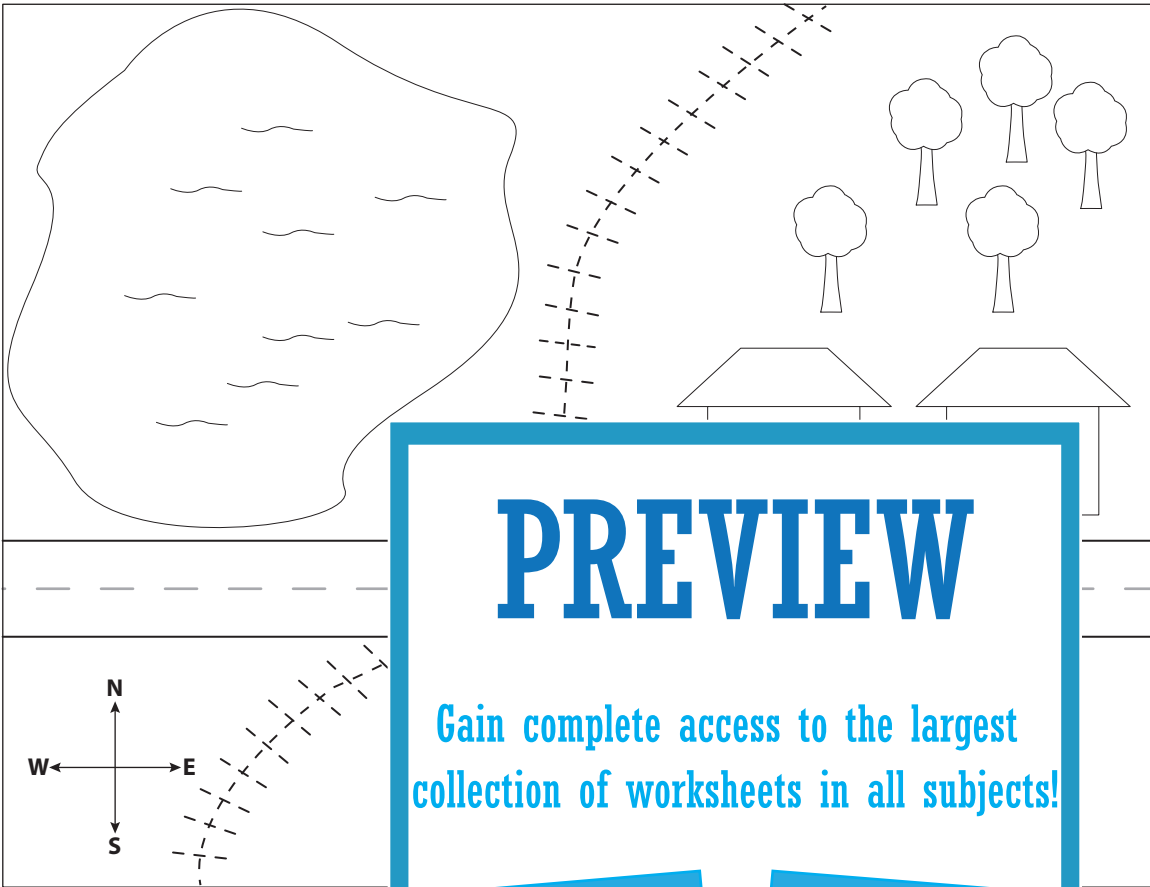










Name: _____

Map Skills

Read the map and do as instructed.



KEY	
	House
	Stop sign
	Tree
	Land
	Lake
	Road
	Railroad
	Boat

PREVIEW

Gain complete access to the largest collection of worksheets in all subjects!

Members, please log in to download this worksheet.

Not a member? Please sign up to gain complete access.

www.mathworksheets4kids.com

- 1) Name the cardinal directions.

- 2) How many trees are there?

- 3) Color the land green and the lake blue.

- 4) Trace the railroad using a red crayon.

- 5) Color the road black and the trees green and brown.









- 6) Color the stop sign red and circle it.

- 7) Write the number of houses you see. _____
- 8) Draw a boat on the lake.

Map Skills

Read the map and do as instructed.



KEY	
	House
	Stop sign
	Tree
	Land
	Lake
	Road
	Railroad
	Boat

1) Name the cardinal directions.

North, south, east, west.

2) How many trees are there on the map?

3) Color the land green.

4) Trace the railroad using a red crayon.

5) Color the road black and the trees green and brown.

6) Color the stop sign red and circle it.

7) Write the number of houses you see. **2**

8) Draw a boat on the lake.

PREVIEW

Gain complete access to the largest collection of worksheets in all subjects!

Members, please log in to download this worksheet.

Not a member? Please sign up to gain complete access.

www.mathworksheets4kids.com