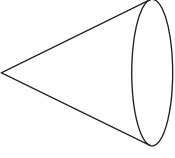
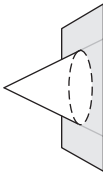
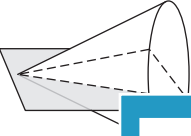



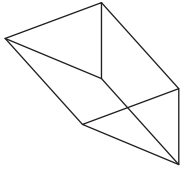

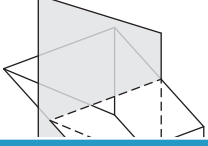
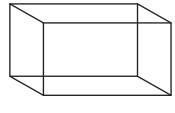
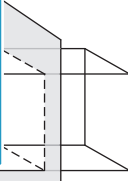
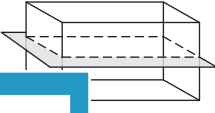
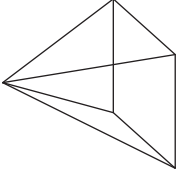
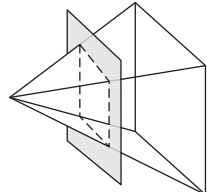
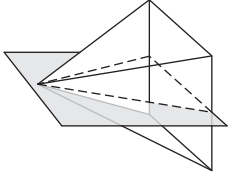


Name : \_\_\_\_\_

# Horizontal & Vertical Cross Sections of 3D Shapes

Draw and name the 2D shapes created on slicing each 3D figure horizontally and vertically.

3D Shape	Horizontal Cross Section	2D Shape	Vertical Cross Section	2D Shape
 cone				
 cylinder				
 triangular prism				
 rectangular prism				
 square pyramid				

**PREVIEW**

Gain complete access to the largest collection of worksheets in all subjects!

Members, please log in to download this worksheet.

Not a member? Please sign up to gain complete access.

[www.mathworksheets4kids.com](http://www.mathworksheets4kids.com)