

Name : \_\_\_\_\_

## Rotating 2D Shapes to Make 3D Shapes

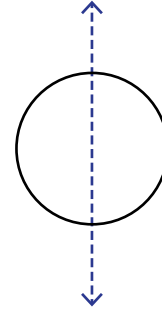
Rotate each 2D shape about the dotted line, and check the 3D shape formed.

1)



- a) cone
- c) sphere

2)



- b) pyramid
- d) cylinder

3)

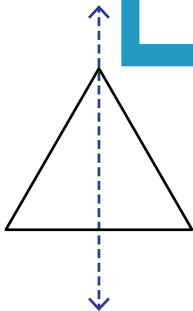


- a) sphere
- c) cylinder

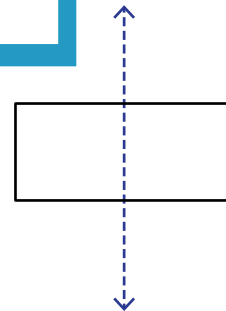


- b) cylinder
- d) cone

5)



- a) pyramid
- b) cube
- c) cone
- d) cylinder



- a) cylinder
- b) prism
- c) sphere
- d) cone

# PREVIEW

Gain complete access to the largest collection of worksheets in all subjects!

Members, please log in to download this worksheet.

Not a member? Please sign up to gain complete access.

[www.mathworksheets4kids.com](http://www.mathworksheets4kids.com)

Name : \_\_\_\_\_

# Rotating 2D Shapes to Make 3D Shapes

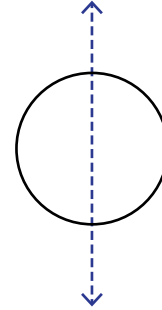
Rotate each 2D shape about the dotted line, and check the 3D shape formed.

1)



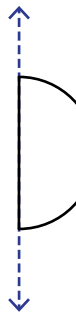
- a) cone
- c) sphere

2)



- b) pyramid
- d) cylinder

3)



- a) sphere
- c) cylinder



- b) cylinder
- d) cone

**PREVIEW**

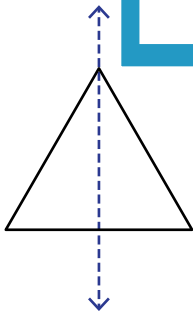
Gain complete access to the largest collection of worksheets in all subjects!

Members, please log in to download this worksheet.

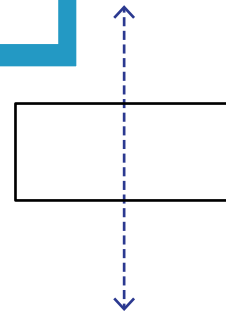
Not a member? Please sign up to gain complete access.

[www.mathworksheets4kids.com](http://www.mathworksheets4kids.com)

5)



- a) pyramid
- b) cube
- c) cone
- d) cylinder



- a) cylinder
- b) prism
- c) sphere
- d) cone