

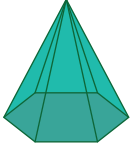


Name : _____

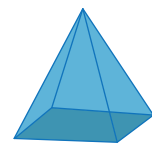

Faces, Edges, and Vertices

A) Read the description, and circle the appropriate shape.

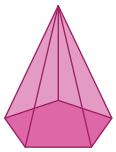
1) 5 faces, 8 edges, and 5 vertices



2) 7 faces, 15 edges, and 10 vertices



3) 6 faces, 10 edges, and 8 vertices



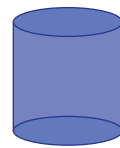
PREVIEW

Gain complete access to the largest collection of worksheets in all subjects!

Members, please log in to download this worksheet.

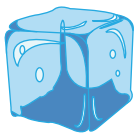
Not a member? Please sign up to gain complete access.

www.mathworksheets4kids.com



B) Read the description, and circle the appropriate shape.

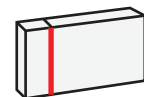
1) 6 faces, 12 edges, and 8 vertices



2) 5 faces, 9 edges, and 8 vertices



3) 5 faces, 8 edges, and 5 vertices



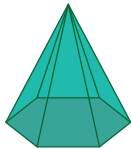


Name : _____

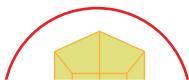
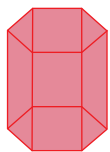
Faces, Edges, and Vertices

A) Read the description, and circle the appropriate shape.

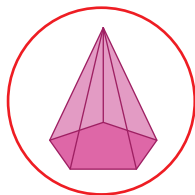
1) 5 faces, 8 edges, and 5 vertices



2) 7 faces, 15 edges, and 10 vertices



3) 6 faces, 10 edges, and 8 vertices



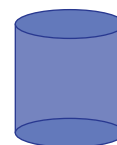
PREVIEW

Gain complete access to the largest collection of worksheets in all subjects!

Members, please log in to download this worksheet.

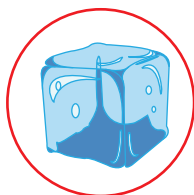
Not a member? Please sign up to gain complete access.

www.mathworksheets4kids.com

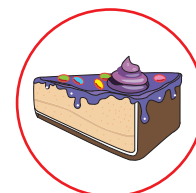


B) Read the description and circle the appropriate shape.

1) 6 faces, 12 edges, and 8 vertices



2) 5 faces, 9 edges, and 8 vertices



3) 5 faces, 8 edges, and 5 vertices

