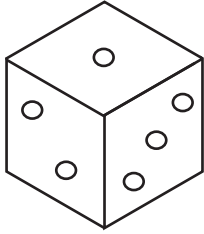


Name : \_\_\_\_\_

## Front, Top, & Side Views

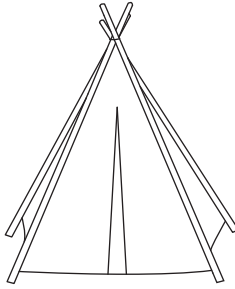
Draw the specified view of each real-life object.

1)



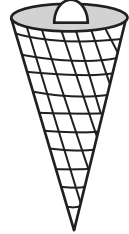
top view

2)



front view

3)



top view

# PREVIEW

Gain complete access to the largest collection of worksheets in all subjects!

Members, please log in to download this worksheet.

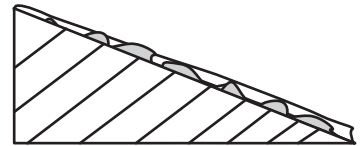
Not a member? Please sign up to gain complete access.

[www.mathworksheets4kids.com](http://www.mathworksheets4kids.com)

4)



side view



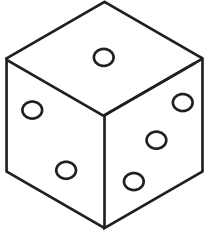
front view

Name : \_\_\_\_\_


# Front, Top, & Side Views

Draw the specified view of each real-life object.

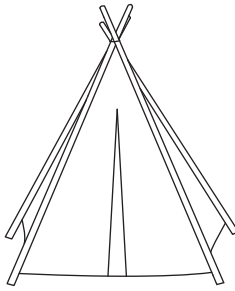
1)




top view



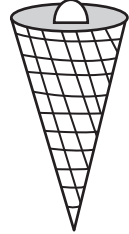
2)




front view



3)



top view



4)



side view



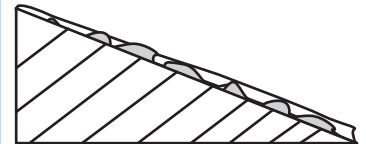
**PREVIEW**

Gain complete access to the largest collection of worksheets in all subjects!

Members, please log in to download this worksheet.

Not a member? Please sign up to gain complete access.

[www.mathworksheets4kids.com](http://www.mathworksheets4kids.com)



front view

