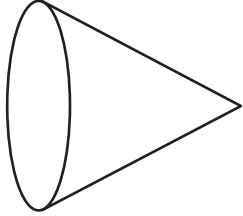


Name : _____

Front, Top, & Side Views


Choose the 2D shape that corresponds to the specified view.

1)



Left Side View

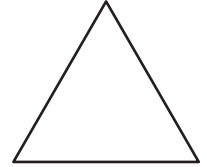
a)



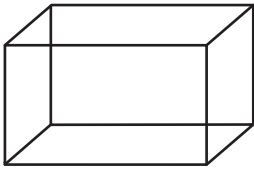
b)



c)

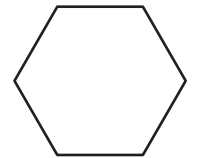


2)

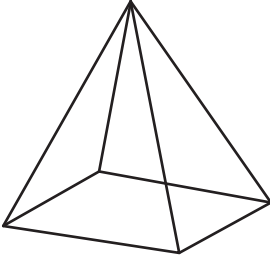


Top View

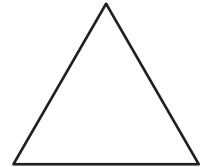
c)



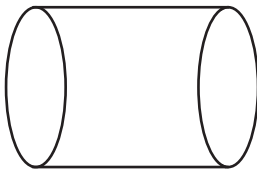
3)



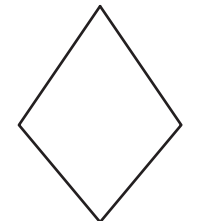
c)



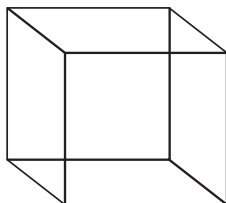
4)



c)



5)



Top View


a)



b)



c)



PREVIEW

Gain complete access to the largest collection of worksheets in all subjects!

Members, please log in to download this worksheet.

Not a member? Please sign up to gain complete access.

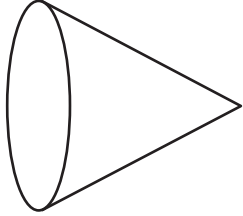
www.mathworksheets4kids.com

Name : _____

Front, Top, & Side Views


Choose the 2D shape that corresponds to the specified view.

1)



Left Side View

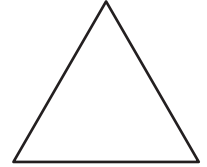
a)



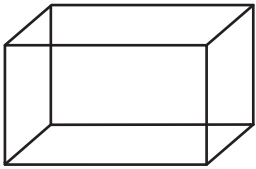
b)



c)

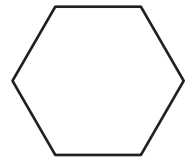


2)

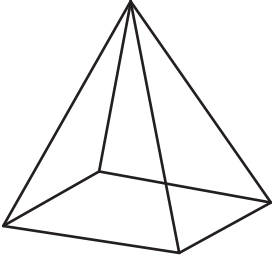


Top View

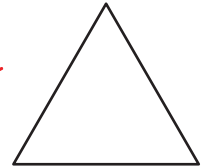
c)



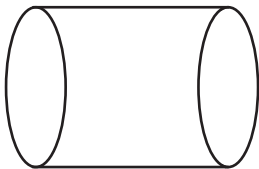
3)



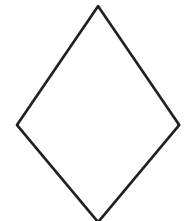
c)



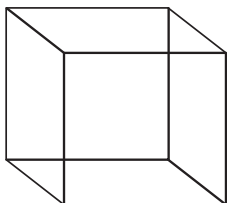
4)



c)



5)



Top View


a)



b)



c)



PREVIEW

Gain complete access to the largest collection of worksheets in all subjects!

Members, please log in to download this worksheet.

Not a member? Please sign up to gain complete access.

www.mathworksheets4kids.com