



Name : \_\_\_\_\_

## Visualizing Real-Life 3D Objects

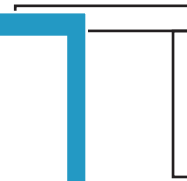
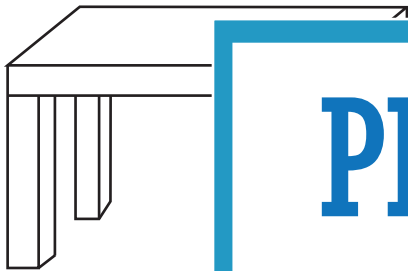
Observe each image and identify the view.

1)



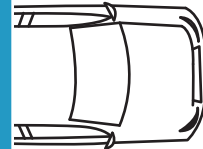

\_\_\_\_\_

2)



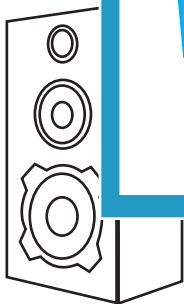
\_\_\_\_\_

3)




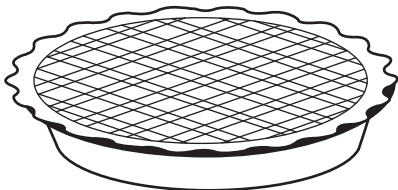
\_\_\_\_\_

4)



\_\_\_\_\_

5)



\_\_\_\_\_

# PREVIEW

Gain complete access to the largest collection of worksheets in all subjects!

Members, please log in to download this worksheet.



Not a member? Please sign up to gain complete access.

[www.mathworksheets4kids.com](http://www.mathworksheets4kids.com)

# Visualizing Real-Life 3D Objects

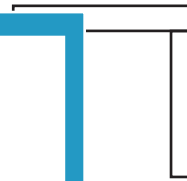
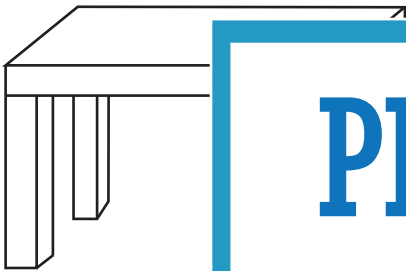
Observe each image and identify the view.

1)



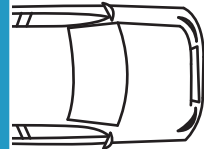

front view

2)



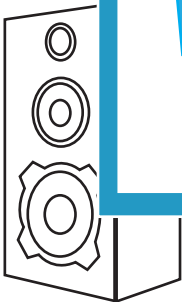
front view

3)




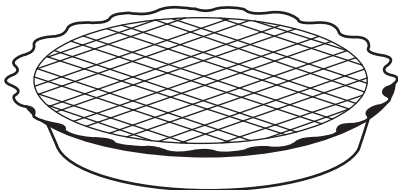
top view

4)



front view

5)



top view

**PREVIEW**

Gain complete access to the largest collection of worksheets in all subjects!

Members, please log in to download this worksheet.

Not a member? Please sign up to gain complete access.

[www.mathworksheets4kids.com](http://www.mathworksheets4kids.com)