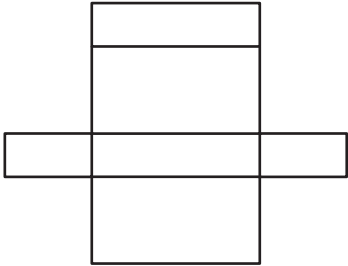


Name : \_\_\_\_\_

## Solid Shapes and Nets

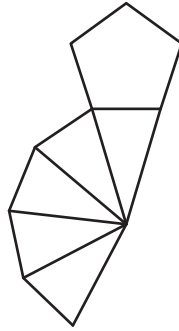
Identify and check the appropriate 3D shape formed by each net.

1)



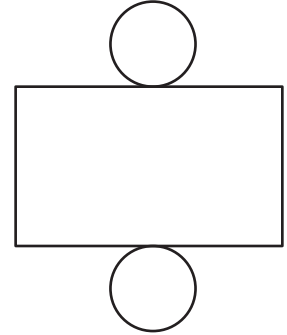
- cone
- cylinder
- rectangular prism

2)



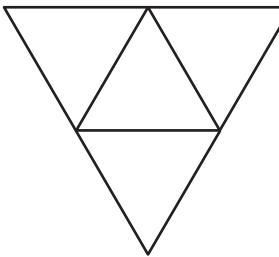
- pentagonal prism
- triangular pyramid
- cylinder

3)



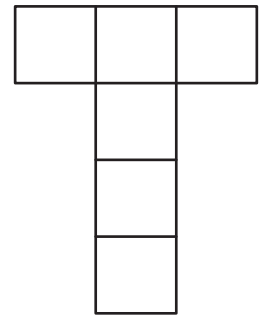
- cube
- cylinder
- square pyramid

4)



- pentagonal prism
- triangular pyramid
- cylinder

- triangular prism
- rectangular pyramid
- cone



- cube
- square pyramid
- hexagonal prism

# PREVIEW

Gain complete access to the largest collection of worksheets in all subjects!

Members, please log in to download this worksheet.

Not a member? Please sign up to gain complete access.

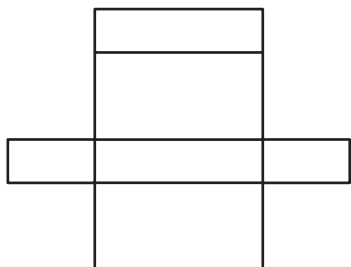
[www.mathworksheets4kids.com](http://www.mathworksheets4kids.com)

Name : \_\_\_\_\_

## Solid Shapes and Nets

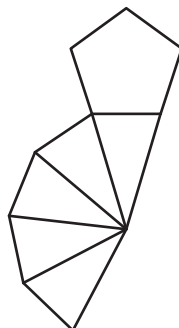
Identify and check the appropriate 3D shape formed by each net.

1)



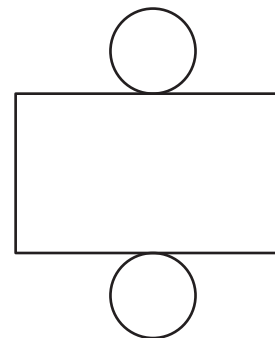
- cone
- cylinder
- rectangular prism

2)



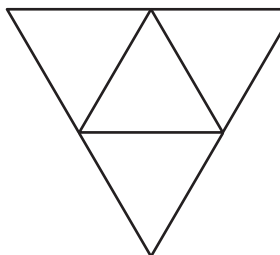
- pentagonal prism
- triangular pyramid
- cylinder

3)



- cube
- cylinder
- square pyramid

4)



- pentagonal prism
- triangular pyramid
- cylinder

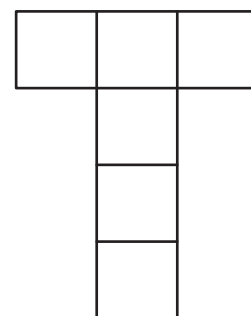
# PREVIEW

Gain complete access to the largest collection of worksheets in all subjects!

Members, please log in to download this worksheet.

Not a member? Please sign up to gain complete access.

[www.mathworksheets4kids.com](http://www.mathworksheets4kids.com)



- triangular prism
- rectangular pyramid
- cone
- cube
- square pyramid
- hexagonal prism