

**Faces, Edges & Vertices**

Write the name of each shape. Also, find the number of faces, edges and vertices.

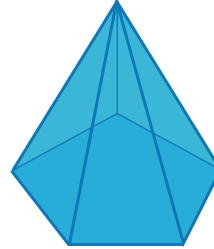
1)



Faces   
Edges   
Vertices

Name: \_\_\_\_\_

2)



Faces   
Edges   
Vertices

Name: \_\_\_\_\_

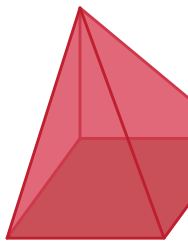
3)



Faces   
Edges   
Vertices

Name: \_\_\_\_\_

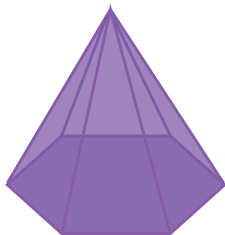
5)



Faces   
Edges   
Vertices

Name: \_\_\_\_\_

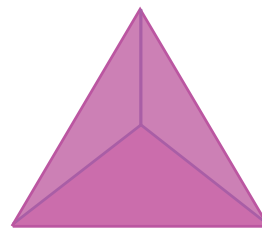
7)



Faces   
Edges   
Vertices

Name: \_\_\_\_\_

8)



Faces   
Edges   
Vertices

Name: \_\_\_\_\_

# PREVIEW

Access the largest collection of  
worksheets for just **\$19.95** per year!

Members, please  
log in to  
download this  
worksheet.

Log in

Not a member?  
Please sign up to  
gain complete  
access.

Sign up

[www.mathworksheets4kids.com](http://www.mathworksheets4kids.com)

**Faces, Edges & Vertices**

Write the name of each shape. Also, find the number of faces, edges and vertices.

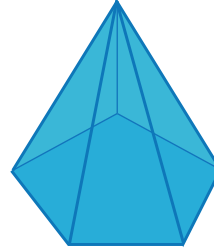
1)



Faces   
 Edges   
 Vertices

Name: Hexagonal prism

2)



Faces   
 Edges   
 Vertices

Name: Pentagonal pyramid

3)



Faces   
 Edges   
 Vertices

Name: Triangular prism

# PREVIEW

Access the largest collection of  
worksheets for just **\$19.95** per year!

Members, please  
log in to  
download this  
worksheet.

Log in

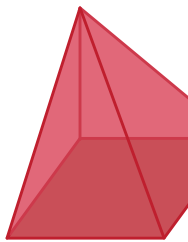
Not a member?  
Please sign up to  
gain complete  
access.

Sign up

[www.mathworksheets4kids.com](http://www.mathworksheets4kids.com)

Name: Triangular prism

5)

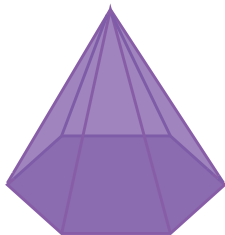


Faces   
 Edges   
 Vertices

Name: Square pyramid

Name: Cube

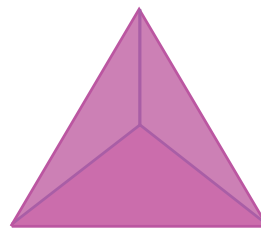
7)



Faces   
 Edges   
 Vertices

Name: Hexagonal pyramid

8)



Faces   
 Edges   
 Vertices

Name: Triangular pyramid