

Name : _____

Identifying and Drawing 3D Shapes

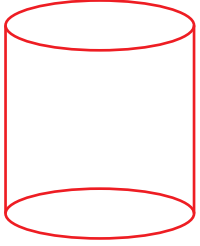

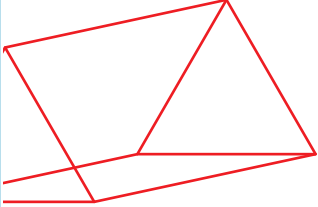
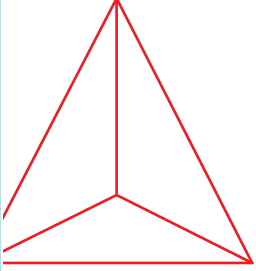

Identify and draw the solid shape associated with each given object.

Object	Name	Shape		
				
	<div style="text-align: center;"><h1>PREVIEW</h1><p>Gain complete access to the largest collection of worksheets in all subjects!</p><div style="display: flex; justify-content: space-around;"><div style="border: 1px solid black; padding: 5px; background-color: #00a0e3; color: white; transform: rotate(-2deg);">Members, please log in to download this worksheet.</div><div style="border: 1px solid black; padding: 5px; background-color: #00a0e3; color: white; transform: rotate(2deg);">Not a member? Please sign up to gain complete access.</div></div><p>www.mathworksheets4kids.com</p></div>			
				
				
				

Name : _____

Identifying and Drawing 3D Shapes

Identify and draw the solid shape associated with each given object.

Object	Name	Shape	
	<p>cylinder</p>		
	<div style="border: 2px solid blue; padding: 10px; text-align: center;"> <h1 style="color: blue; margin: 0;">PREVIEW</h1> <p style="color: blue; font-size: 1.2em; margin: 5px 0;">Gain complete access to the largest collection of worksheets in all subjects!</p> <div style="display: flex; justify-content: space-around; margin: 10px 0;"> <div style="background-color: #007bff; color: white; padding: 5px; transform: rotate(-2deg);"> <p>Members, please log in to download this worksheet.</p> </div> <div style="background-color: #007bff; color: white; padding: 5px; transform: rotate(2deg);"> <p>Not a member? Please sign up to gain complete access.</p> </div> </div> <p style="color: blue; font-size: 0.9em; margin: 0;">www.mathworksheets4kids.com</p> </div>		
			
			
		<p>rectangular prism</p>	