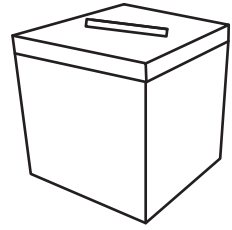
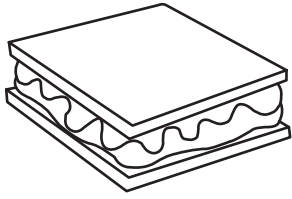


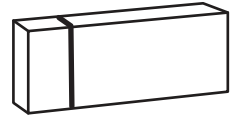

Name : _____

Roll, Slide, & Stack


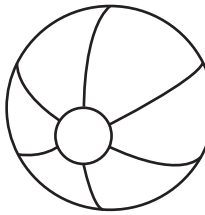
1) Color the object that can roll.



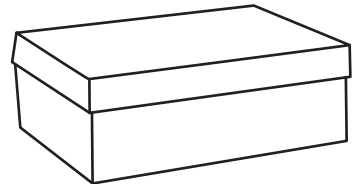
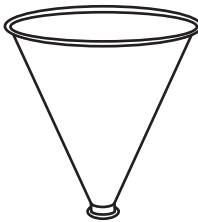
2) Color the object that cannot stack.



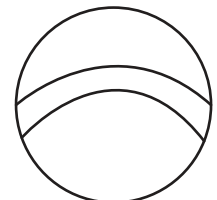
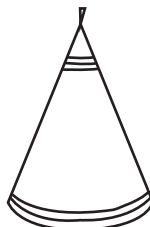
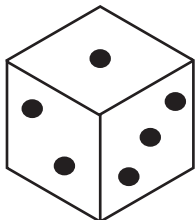
3) Color the object that can slide.



4) Color the object that can roll.



5) Color the object that can stack.



PREVIEW

Gain complete access to the largest collection of worksheets in all subjects!

Members, please log in to download this worksheet.

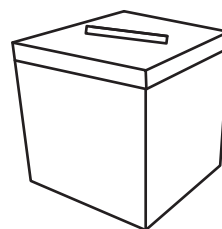


Not a member? Please sign up to gain complete access.

www.mathworksheets4kids.com

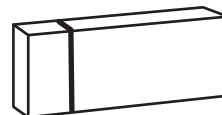

Name : _____

Roll, Slide, & Stack


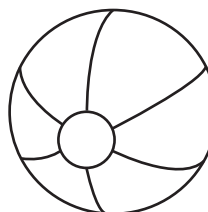
1) Color the object that can roll.



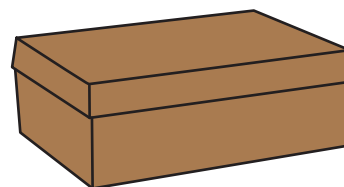
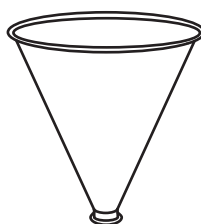
2) Color the object that cannot stack.



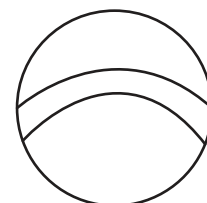
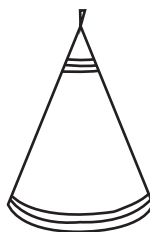

3) Color the object that can slide.



4) Color the object that can roll.



5) Color the object that can stack.



PREVIEW

Gain complete access to the largest collection of worksheets in all subjects!

Members, please log in to download this worksheet.

Not a member? Please sign up to gain complete access.

www.mathworksheets4kids.com